



Fort St. Joseph
National Historic Site

XPLORERS

PARKS CANADA

Your name: _____



– Fort St. Joseph –

Aussi disponible en français

v.A23



Parks
Canada

Parcs
Canada

Canada

WELCOME!

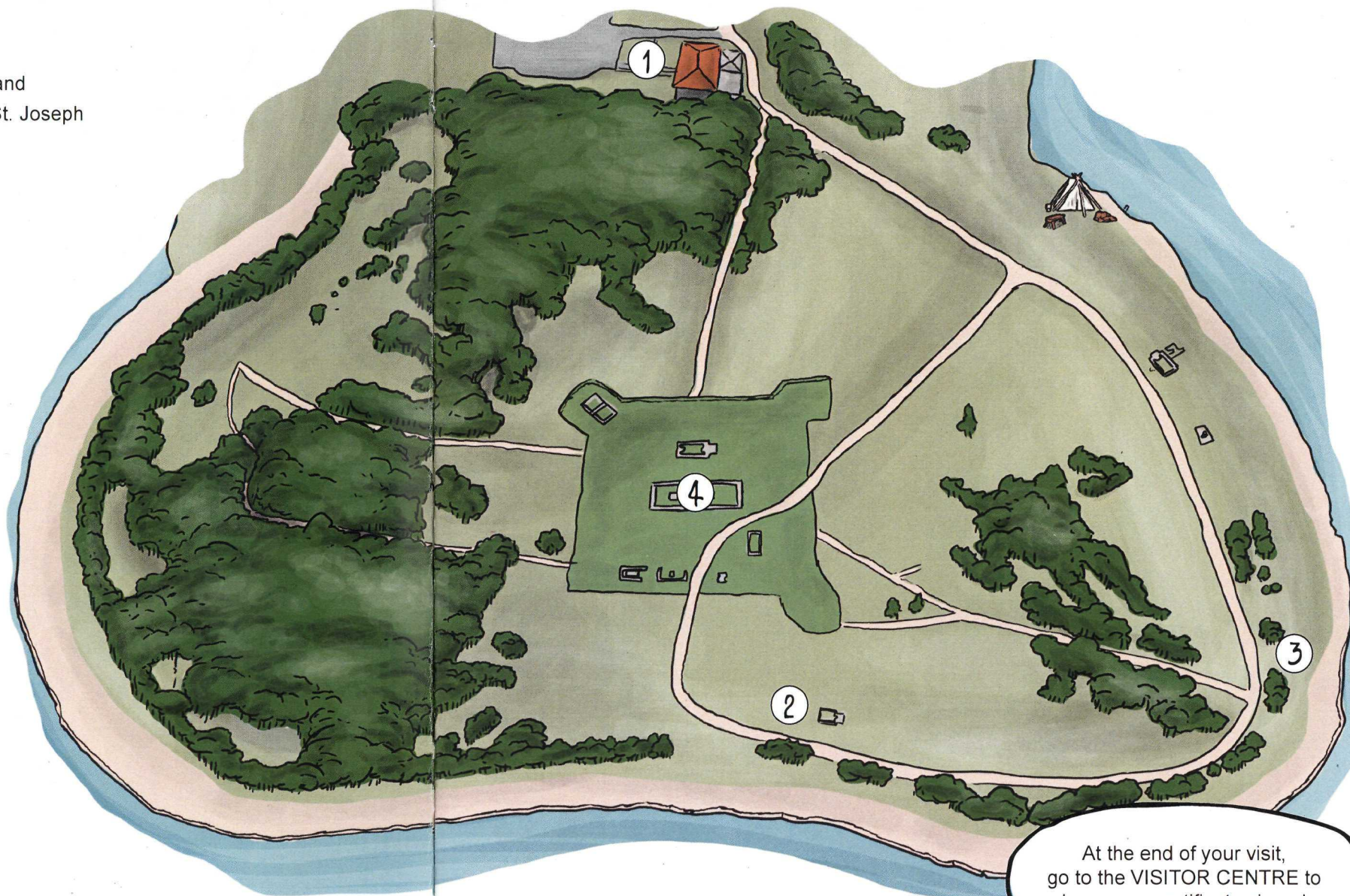
to FORT ST. JOSEPH NATIONAL HISTORIC SITE

Built to protect the boundary with the United States and strengthen alliances with Indigenous Peoples, Fort St. Joseph was also used by fur trading companies.

You'll see the numbers below on activity pages in your booklet. Find them on the map to see where to go to complete the activity.

Happy Xploring!

- ① Visitor Centre
- ② New Bake House
- ③ DeTour Passage View
- ④ Fort Ruins and Voyageur Trail



GO PLAY



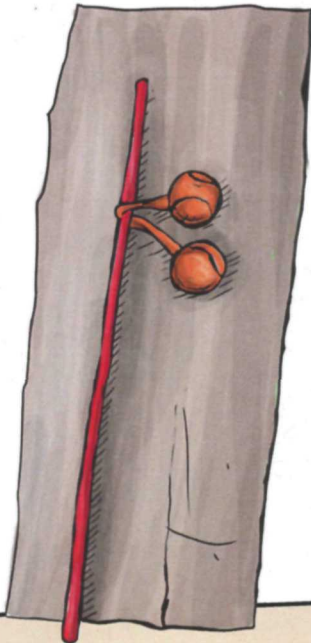
Go to
1
on the map

DOUBLE BALL

Double ball, or *niizho biikwaakwaadoon*, was a traditional Ojibwe game. It's similar to *baggataway* (lacrosse) and is usually played by women and children. You play in an open field so the ball won't get caught in the trees.

Borrow the game from the visitor centre and try it out!

You need: 2 or more players, 1 red stick for each player, 1 leather "double ball"



To play:

1. Put the leather 'double ball' at the tip of your red stick and toss it to another player.
2. That player tries to catch the ball on their stick and tosses it back. Repeat.

Psst! Double ball helps you develop hand-eye coordination!

SEARCH FOR



FORT ST. JOSEPH BINGO

How many of these can you find? When you spot one, mark the square with an "X".
Get 4 corners, or complete a row, down or across. For an extra challenge, find them all!




British flag on a wooden flag pole



Stone building foundation (ruins)



Modern freighter (boat)



Piece of birch bark




Military drum



Puddingstone



Voyageur sash



Monarch butterfly




White canvas wedge tent

FIGURE IT OUT ???

Go to
1
on the map

BE AN ARCHAEOLOGIST

Archaeologists look for clues about the past by finding objects, called artifacts, in the ground. Sometimes artifacts are broken and archaeologists need to figure out what they are. The artifacts in the  case were found here at Fort St. Joseph.

Check the ones you find and draw your favourite.

<input type="checkbox"/>	Clay Pipe	<input type="checkbox"/>	Square Nail
<input type="checkbox"/>	Axe Head	<input type="checkbox"/>	Trade Beads



Psst! If you need help, ask our staff.

TRY IT OUT !!!


Go to
1
on the map

VOYAGEUR LIFE

Do you have what it takes to work like a voyageur? At each portage, all the packs in the canoe had to be carried. Voyageurs didn't use backpacks, they had tumplines!

Find the pack and tumpline in the museum and try carrying it.

Now take 10 steps. Don't worry, our pack is only 25 lbs!



Psst! Voyageurs carried two 90 pound packs. That's 180 pounds, or the weight of a grown man!

CHECK IT OUT



Go to
2
on the map

EXPLORE THE NEW BAKEHOUSE

The soldiers here ate a lot of dry, salty and sometimes very old food. Yuck! You can imagine how happy they were to have fresh bread. Check out the Old Bakehouse inside the fort, then find the New Bakehouse down by the shore.

Walk around and take a look at the New Bakehouse.

1. How many rooms does it have?
2. Can you find the oven?
3. What was the oven made of?
4. Why is it called the "New" Bakehouse?



Psst! Please don't climb on the ruins! They are fragile and may break.

GO INVESTIGATE



Go to
3
on the map

XTRA! XTRA!

This fort protected the western border of the British colony, Upper Canada, in the War of 1812. Find the sign outside titled "Strike First" and fill in the missing words.

Read the article out loud, or ask an adult to, and spread the news of this mighty fort!



GREAT LAKES GAZETTE

July 17, 1812

CAPTURED!

After war against the Americans was declared earlier this month, the outpost at Fort St. Joseph

made the first move and captured Fort _____ . British commander

Capt. _____ led a force of soldiers, voyageurs and _____ ,

using a schooner and a flotilla of _____ to travel the distance of _____ km

to the American fort. American commander Lt. _____ surrendered at

_____ :00 today. Thankfully, no one was hurt in the attack.

CHECK IT OUT

Go to
1
on the map

BIRCH BARK CANOE BUILDER

How did canoe builders create their boats without rulers in the past? They built each part of the canoe using body measurements, like the length of an arm, or the width of a hand!

Find the birch bark canoe in the museum. Stretch out your arms and measure how many full arm spans long it is, from your fingertip to fingertip!

The canoe is _____ arm spans long.

BONUS:
How many hands
wide is the canoe
at its widest spot?



USE YOUR SENSES



Go to
1
on the map

FUN WITH FURS

Find and feel all the furs on display around the museum. Do you know which animals they're from? Indigenous peoples traded furs for blankets, axes, brass kettles, glass beads and other things they needed.

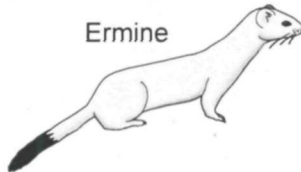


Here are some animal furs you will find here:

Bear



Ermine



Beaver



Mink

Otter



Skunk



Wolf

Red Fox



Which fur...

is softest? _____

is biggest? _____

is roughest? _____

is smallest? _____

seems warmest? _____

MAKE BELIEVE



Go to
1
on the map

MARCHING ORDERS

ATTENTION! Go into the visitor centre and dress up as a soldier. Do you think you have what it takes to defend the British fort on St. Joseph Island? We'll see about that!

Give your Xplorers booklet to an adult and have them call out your marching orders.



Orders:


Eyes FRONT!

Forward MARCH, three paces!

Left MARCH, two paces!

About TURN!

Forward MARCH, two paces!



Action:

Stand with eyes forward!

Make sure you get those knees up!

Hup two!

Face opposite direction!

Watch those knees!

Psst! Try giving the orders to your family. Are they as good at listening to commands as you were?

CAN YOU HELP US OUT ???

Way to go Xplorer! Now be an Xplorer Xtraordinaire by giving this page with your comments to a Parks Canada employee...

...and don't forget to ask for your reward!

I am an **XPLORER XTRAORDINAIRE** and I will respect nature and be curious about history.

1- I thought this booklet was: (Circle your answer.)



SUPER FUN



KINDA FUN



BORING

2- My three favourite activities were on pages _____, _____ and _____

3- I am _____ years old.

4- Three words to describe my Xplorers day:

Stuff adults need to know... Participation is voluntary. All information provided will remain anonymous and confidential. Results will be used in aggregate form only. If you have any questions about the collection and use of the information in this survey, please email us at information@pc.gc.ca or call 1-888-773-8888.

MY FAVOURITE THINGS

What I liked the most during my visit at _____
(Write or draw below) (Parks Canada location)



During my visit, my favourite place was:





Fort St. Joseph
National Historic Site



IS AN OFFICIAL PARKS CANADA XPLORES

_____ date

_____ staff



Parks
Canada

Parcs
Canada

Canada

KEEP XPLORING!

Xplore more places
and collect your rewards!



There's more to Xplore nearby

- Fathom Five National Marine Park
- Sault Ste. Marie Canal National Historic Site
- Point Pelee National Park
- Bruce Peninsula National Park
- Pukaskwa National Park
- Georgian Bay Islands National Park

parks.canada.ca/xplorers

Explore with Parka!



Parka offers **lots of activities** to do as a family!

Come have fun with us at Parks Canada destinations or try the at-home activities. parks.canada.ca/parka