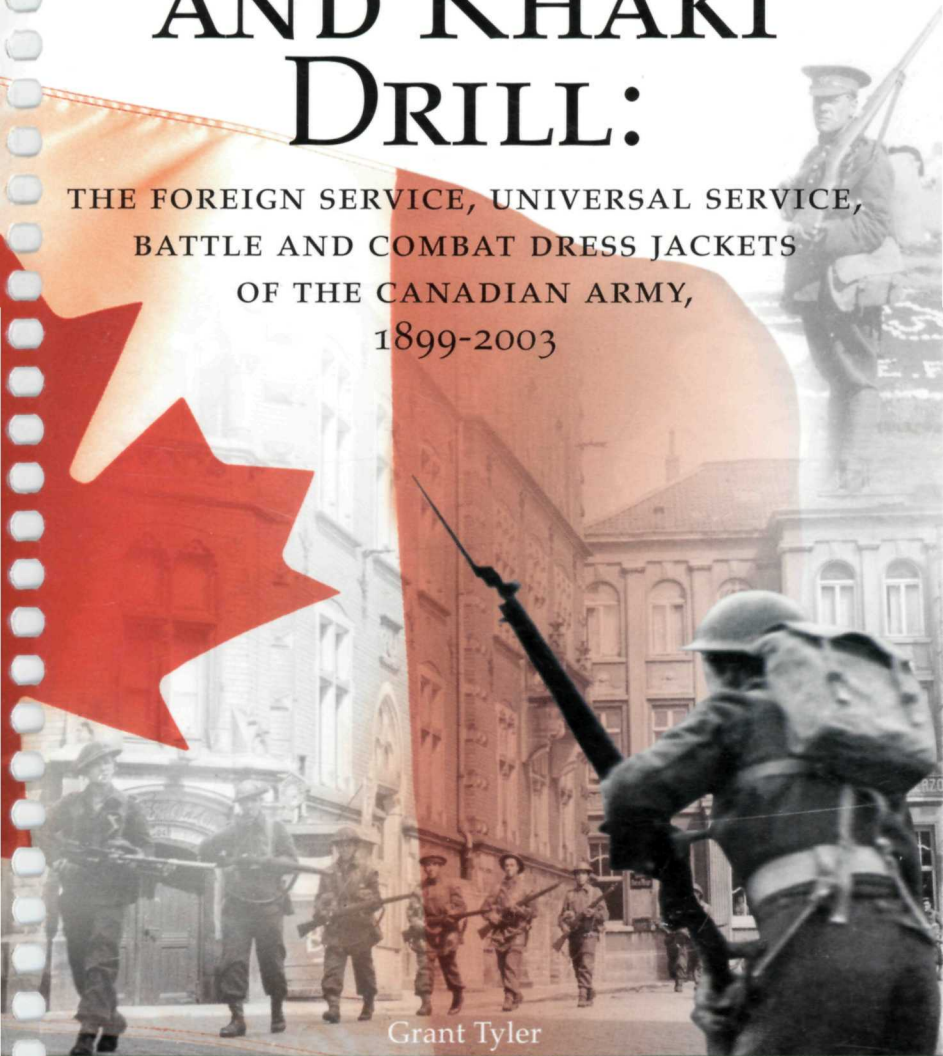




# DRAB SERGE AND KHAKI DRILL:

THE FOREIGN SERVICE, UNIVERSAL SERVICE,  
BATTLE AND COMBAT DRESS JACKETS  
OF THE CANADIAN ARMY,  
1899-2003



Grant Tyler



Parks  
Canada

Parcs  
Canada

Canada

# DRAB SERGE AND KHAKI DRILL:

THE FOREIGN SERVICE, UNIVERSAL SERVICE,  
BATTLE AND COMBAT DRESS JACKETS  
OF THE CANADIAN ARMY,  
1899-2003

Grant Tyler

© Her Majesty the Queen in Right of Canada, represented by the Chief Executive Officer of Parks Canada, 2003.

Cover Photos Credits: Queen's Own Cameron Highlanders of Canada Regimental Museum and Military History Society of Manitoba

# TABLE OF CONTENTS

---

i ACKNOWLEDGEMENTS

iv INTRODUCTION

## SECTION 1

- 1 FOREIGN SERVICE DRESS
- 3 Foreign Service Dress
- 4 Officers' Foreign Service Dress Jackets
- 7 Table 1-1 Officers' Foreign Service Dress Jackets
- 9 Other Ranks' Foreign Service Dress Jackets
- 17 Table 1-2 Other Ranks' Foreign Service Dress Jackets

## SECTION 2

- 19 UNIVERSAL SERVICE DRESS
- 21 Universal Service Dress, Drab Wool
- 23 Officers' Universal Service Dress Jackets, Drab Wool
- 37 Table 2-1 Officers' Universal Service Dress Jackets -  
Drab Wool
- 43 Guards' Pattern Service Dress
- 45 General and Staff Officers
- 46 Distinctions for Officers Holding Staff Appointments  
(GO 27, 15 March 1917)
- 50 Other Ranks' Universal Service Dress Jackets,  
Drab Wool, Pattern 1902 British
- 63 Table 2-2 Other Ranks' Universal Service Dress Drab  
Jackets, Drab Wool, Pattern 1902 British
- 69 Other Ranks' Universal Service Dress Jackets,  
Drab Wool, Pattern 1903 Canadian
- 75 Table 2-3 Other Ranks' Universal Service Dress Jackets,  
Drab Wool, 1903 Pattern Canadian
- 77 Other Ranks' Universal Service Dress Jackets,  
Drab Wool, Canadian Hybrid Pattern
- 78 Table 2-4 Other Ranks' Universal Dress Jackets,  
Drab Wool, 1st World War, Canadian Hybrid Pattern
- 79 Warrant Officers' Universal Service Dress Jacket,  
Drab Wool



- 89 Table 2-5 Warrant Officers' Universal Service Dress Jackets, Drab Wool
- 91 Cloth Insignia Worn on First World War Canadian Service Dress Uniforms
- 99 Canadian Forces Service Dress Jackets
- 103 Table 2-6 Service Dress, Canadian Forces, Land (CF Green & Distinctive Environmental Uniform - DEU)

### SECTION 3

- 105 **UNIVERSAL SERVICE DRESS: KHAKI DRILL AND LIGHT-WEIGHT; SECOND WORLD WAR BUSH DRESS; SUMMER FIELD (BUSH) DRESS PATTERN 1949 AND MILITIA RANGERS DRESS**
- 107 Development of Khaki Drill Clothing
- 112 Canadian Use of British Service Dress-Khaki Drill in the First World War
- 113 Officers' Universal Service Dress Jackets, Khaki Drill, British/Canadian
- 117 Table 3-1 Officers' Universal Service Dress Jackets, Khaki Drill, British And Canadian
- 119 Other Ranks' Universal Service Dress Jackets, Khaki Drill
- 125 Table 3-2 Other Ranks' Universal Service Dress Jackets, Khaki Drill, British and Canadian
- 127 Officers' and Other Ranks' Summer Service Dress Jackets, Tropical Worsted & Other Light-weight Materials
- 133 Table 3-3 Officers' and Other Ranks' Summer Service Dress Jackets: Tropical Worsted & Light-weight, Canadian
- 135 Second World War Bush Dress
- 137 Summer Field (Bush) Dress, Pattern 1949
- 141 Table 3-4 Officers' and Other Ranks' WWII Bush Dress & Post WWII Summer Field Dress Jackets (Bush Dress)
- 143 Pacific Coast Militia Rangers

### SECTION 4

- 145 **BATTLE DRESS**
- 147 Battle Dress
- 148 Canadian Battle Dress

152	British Battle Dress
153	Officers' Battle Dress
155	Khaki Drill, Denim and Aertex Battle Dress
158	Cloth Insignia Worn on WWII Canadian Battle Dress Jackets
159	Slip-on Shoulder Titles
160	Shoulder Flashes
162	Service Chevrons
163	Wound Stripes
164	Distinguishing Patches
167	Post-Second World War Battle Dress
169	Table 4-1 Officers' And Other Ranks' Battle Dress Blouses

## SECTION 5

171	<b>COMBAT DRESS</b>
173	Combat Dress
174	Officers' and Other Ranks' Combat Shirt Coats
179	Insignia Worn on the Combat Shirt
181	Canadian Disruptive Pattern Combat Jackets (CADPAT)
185	Table 5-1 Officers' and Other Ranks' Combat Shirt Coats

## REFERENCES

## ACKNOWLEDGEMENTS

---

This project would not have been possible without the cooperation and good will of many individuals and their expertise freely given.

Several members of the Western Canada Service Centre staff provided invaluable assistance and support. I would like to thank Rob Gillespie, Manager, Heritage Presentation, who has been a constant supporter of this project and who made the suggestion that members of his Curatorial staff put the results of their research into a readily useable and accessible form; Lloyd Abrey, Graphic Arts Designer, Enno Busse, Inorganics Conservator, Josie Milne, Textiles Conservator; Leslie Burns, Assistant Registrar and Kathleen Dahlin, Heritage Image Technician.

Several individuals across the Parks Canada network also provided input and direction including: Wayne Moug, Military Curator, Atlantic Service Centre; Dave King and Bob Campbell, Fort Rodd Hill National Historic Site of Canada, Elizabeth LeBlanc, Fort Wellington National Historic site of Canada, David Webb, Fort George National Historic Site of Canada; John Bates, Halifax Citadel National Historic Site of Canada and Royce Pettyjohn, Fort Walsh National Historic Site of Canada.

I would also like to thank: David Ross, Military Curator (retired) Parks Canada; Bruce Tascona, President, The Military History Society of Manitoba, Captain Vince Bezeau, Director of Military Traditions and Heritage (retired) Directorate of History and Heritage, National Defense Headquarters and Dr. John MacFarlane, Associate Heritage Officer, DHH, NDHQ for their contributions of research materials and access to their combined wealth of knowledge.

The staff of several Canadian museums were most helpful in providing examples of uniforms and sharing information. These include, The Queen's Own Cameron Highlanders of Canada: Colonel

Douglas Ludlow, Director; Corporal Sean Madden, Curatorial Assistant; Corporal Constance Lee, Archival Assistant, Major Brett Takeuchi, Captain Russ Miller, Warrant Officer Paul Karcha, Sergeant Dave Gibson and Warrant Officer Derrick Grant (2 PPCLI); The Fort Garry Horse Museum and Archives, Lieutenant Colonel Larry Lajeunesse, Chair; Chief Warrant Officer Gord Crossley, Curator; The Royal Winnipeg Rifles Regimental Museum, Major Allan Fairbairn, Director; Sgt. Winston Anders, Curator; Chief Warrant Officer Gerry Woodman, Small Arms Curator and Dave Wawryk, Archivist; The Royal Canadian Artillery Museum, Shilo, Clive Prothero-Brooks, Curator; The Lincoln and Welland Regiment Museum, Major Brian Doucet, Curator; The Manitoba Museum, Ann Hindley, Collections Officer; The Canadian War Museum, Eric Fernberg, Armaments, Dress and Regalia; Southwest Saskatchewan Oldtimers' Museum, Maple Creek, Elaine Rohatensky; Royal Canadian Mounted Police Museum, Bill MacKay, Director and Doug Glenn.

I am also indebted to several members of the military collecting community: John Denner, who provided photographs of several extant Boer War Foreign Service Dress uniforms; Wayne and Jaime Cline (of Marway Militaria) for access to their excellent CEF photo collection; Dennis Karpins and Ralph McLean who provided uniforms and photos and Master Warrant Officer Darby Whitebone, 2 PPCLI, Ken Joyce, Ed Storey, Dwayne Hordij and Clive Law all of whom provided valuable information or research material.

Wendy Bain and Donna Greskiw of Idea Marketing Group were responsible for coordination, layout and design. I thank them for the professional manner in which they applied their many talents to this project.

Most of the photographs for this publication are the excellent work of Douglas McGregor to whom I am greatly indebted.

Finally, and perhaps most importantly, I owe a debt of gratitude and thanks to Irene Romaniw, Costume and Textiles Curator, Western Canada Service Centre. Irene was always ready and willing to field my numerous queries of a technical nature. She also graciously consented to undertake the unenviable task of proofreading and editing the text, which she did cheerfully through countless revisions. Any semblance of clarity and continuity is a result of her efforts.

Grant Tyler, *Military Curator*

Parks Canada, Western Canada Service Centre

# INTRODUCTION

---

This book is intended to serve as a field guide for identifying and dating Canadian and Canadian-used British uniform jackets. It focusses on the drab fighting uniforms of the late 19th and 20th Centuries. It also includes a small selection of British uniforms that were not worn by Canadian forces but which do appear in the collections of Canadian museums. The primary focus of this publication-the jacket, was chosen because it is the main item of uniform clothing and saw the most variation in pattern and sub-type. This is a working document for internal use by Parks Canada Agency Staff. No part of this publication may be reproduced in any form for any other purpose. It is hoped that it will serve as a useful tool for curators, collection managers/registrars, exhibit designers, heritage presentation specialists and any persons interested in the history of Canadian military dress.

Until recently, little research into military combat dress of the late 19th and 20th Centuries has been undertaken. As we move into the 21st Century, this lack of a reliable body of material culture research becomes more and more evident with each request from National Historic Sites for Service Centre support of historic costuming initiatives. Fort Rodd Hill National Historic Site of Canada provides one of the best examples of the need for support of this nature. Fort Rodd was constructed in the 1890s and continued in service as a military installation until 1956. Its requests for provision of historic costuming spans the time frame of this publication and has ranged from First World War Service Dress to Second World War Battle Dress to Bush Dress of the Korean Conflict/pre-amalgamation era. The information provided herein will also be of value to military National Historic Sites whose costume programs presently fall outside the date range of this publication but whose exhibits include portions that fall within.

Many of the items of uniform clothing described in this book, while of military origin, were used extensively by the North-West Mounted Police/Royal North-West Mounted Police/Royal Canadian Mounted Police. Members of the Force served with the Canadian Mounted Rifles during the Boer War, with the Canadian Light Horse and the Canadian Siberian Expeditionary Force during the First World War and with No. 1 Provost Company, Canadian Provost Corps during the Second World War.

The book is organized into sections covering the major forms of dress. Each section contains an overview of the historical development of the dress in question, captioned photographs and identification charts. Each charted item of dress has been assigned a pattern date and the variations of each pattern are identified by alpha suffixes. For quick reference, all photographs have been numbered. When specific reference is made to an item of dress in the main text, the related photo number appears in parenthesis. These photo numbers are repeated in the Pattern column of the pertinent charts, so that moving between the text, photos/captions and charts should be a relatively painless process.

As Parks Canada becomes involved in joint projects such as Beaumont Hamel and Vimy Ridge National Historic Sites and as the 100th anniversary of the beginning of the First World War looms nearer, the magnitude of Canada's part in the cataclysmic military events of the 20th Century is gaining increased significance for the Canadian public, especially in light of Canada's most recent military expeditions. It is hoped that proactive projects of this nature will in some small way assist in preparing us for future challenges.

Comments, corrections and suggestions should be addressed to:  
[grant.tyler@pc.gc.ca](mailto:grant.tyler@pc.gc.ca)



# SECTION 1

## FOREIGN SERVICE DRESS

Foreign Service Dress	3
Officers' Foreign Service Dress Jackets	4
Table 1-1 Officers' Foreign Service Dress Jackets*	7
Other Ranks' Foreign Service Dress Jackets	9
Table 1-2 Other Ranks' Foreign Service Dress Jackets	17



SECTION 1



## FOREIGN SERVICE DRESS

---

A field uniform specifically for use on foreign service (all stations except Canada) was adopted by the British Army in 1896 (*AO 83, 1896*). Officers' uniforms were produced in drab wool serge and in khaki drill twilled cotton at the expense of the individual officer. Other ranks' uniforms were originally produced in khaki drill but the experience of the Boer War proved these not to be up to the task of active service nor warm enough to protect against the cold South African nights. A drab wool serge other ranks' uniform was produced beginning in 1899. Nevertheless, the first three British divisions embarked wearing khaki drill. Up to May 1900 British troops were provided with one drill and one serge uniform, and thereafter two uniforms of serge (Mollo, *Military Fashion* p 216). Canada did not have its own foreign service uniforms when it offered to send a contingent to South Africa in 1899. It was therefore necessary to produce a supply, in Canada, in very short order.

# OFFICERS' FOREIGN SERVICE DRESS JACKETS

---

Canadian Officers' jackets were usually of the British 1896 Pattern in either cotton drill or wool serge (1.1). The 1896 Pattern jacket had a stand and fall collar and fastened with five small brass (sometimes leather) buttons. The breast pockets had box pleats and three-point flaps. The tops of the pockets were in line with the middle of the second button from the collar. There was a yoke over the back of the shoulders (1.3). A Canadian-made canvas version of the 1896 Pattern also existed (1.4). In 1897 the British Pattern jacket was modified slightly by lowering the breast pockets by one inch. (*DR 1900*, p 75) Both styles were worn concurrently. These patterns were produced in several minor variations, the most common having the addition of lower front pockets (1.3 & 1.5)

## 1.1 Officers' Foreign Service Dress Jackets, Drab Wool And Khaki Drill, Pattern 1896 and 1896-a British

1.1 Jacket produced in both drab wool (1896) and khaki drill cotton (1896-a). Stand and fall collar, 2 pleats at each side of the neck, patch breast pockets with box pleats and 3-point flaps with buttons. Yoke over the back of the shoulders and upper back. Jacket fastens with five small buttons and has pointed cuffs. No lower pockets. In 1897, the breast pockets were lowered to one inch below the centre of the 2nd button to agree with the pattern in use in India (patterns 1897 wool and 1897-a drill). Wool and drill versions of the 1897 Pattern also exist with lower front pockets (1897-b & c). (*Dress Regulations 1900*)



## 1.2 Officers' Foreign Service Jacket, Special Version For Highland Regiments

1.2 This jacket is seldom encountered, most Highlanders evidently preferring to have the standard pattern altered by rounding off the front of the skirt. The back yoke was omitted on the Highland Pattern. (*Dress Regulations 1900*)



### 1.3 Officers' Foreign Service Dress Jacket, Drab Wool, Pattern 1896-b (Lord Strathcona's Horse)



**1.3 front** Canadian-made jacket worn by Major R.C. Laurie, Lord Strathcona's Horse. Light drab coloured wool serge. It differs from Patterns 1896 and 1896-a in having exterior pockets, with straight flaps, on the lower front. Other variants can be found with box pleats on the lower pockets and 3-point flaps with buttons. (Parks Canada Collection)

**1.3 back** Rear of 1896-b (LSH) showing the cloth yoke over the shoulders and upper back. (Parks Canada Collection)

**1.3 Interior** Interior of 1896-b (LSH) Inside pockets in lining of skirt. (Parks Canada Collection)

### 1.4 Officers' Foreign Service Dress, Khaki Canvas, Pattern 1899 Canadian



**1.4 front** This jacket is identical to the Pattern 1896-a, except that it has interior lower front pockets with straight flaps at each side and is made of canvas as opposed to cotton drill. (John Denner Collection/photo)

**1.4 back** Rear of Khaki Canvas, Pattern 1896 Canadian jacket. Note the plain patrol rear without shoulder yoke. (John Denner Collection/photo)

## 1.5 Officers' Foreign Service Dress Jacket, Khaki Drill, Pattern 1896-c British

1.5 Khaki drill cotton version of the Officers' Service Dress, with chain mail epaulettes, as worn by cavalry and horse artillery. It is basically a khaki drill version of 1896-b. In this version, the exterior pockets on the lower front have three-point flaps with buttons. An unusual set of small pockets is located above the breast pockets. They were a personal whim of the original owner and not regulation. The cuffs are pointed and the collar is of the stand and fall variety.



Photographic evidence indicates that it was not uncommon for officers to wear other ranks' jackets. For example, officers of the Royal Canadian Regiment, Royal Canadian Dragoons and Lord Strathcona's Horse are known to have worn, on occasion, the Other Ranks' Canadian Pattern canvas jackets of their corps. Officers of the Royal Canadian Dragoons are also pictured wearing the British issue 1899 Other Ranks' drab wool frock. A khaki drill Norfolk style jacket also found favour with some officers. It had a pleated front and an integral cloth waist belt which fastened with a button (1.6).

## 1.6 Officers of E Battery, Royal Canadian Field Artillery wearing cotton the drill Norfolk jacket with pleated front and integral cloth waist belt.



**TABLE  
1-1**

**OFFICERS' FOREIGN SERVICE DRESS JACKETS\***

<b>Pattern</b>	<b>Shoulder Straps</b>	<b>Collar</b>	<b>External Waist Band</b>	<b>Back</b>
<sup>1.1</sup> 1896 (wool serge)	plain; chains for cavalry & horse artillery	stand & fall; 2 hooks	no	patrol; yoke over shoulders
<sup>1.1</sup> 1896-a (khaki drill)	plain; chains for cavalry & horse artillery	stand & fall; 2 hooks	no	patrol; yoke over shoulders
<sup>1.3</sup> 1896-b (wool serge)	plain; chains for cavalry & horse artillery	stand & fall; 2 hooks	no	patrol; yoke over shoulders
<sup>1.5</sup> 1896-c (khaki drill)	plain; chains for cavalry & horse artillery	stand & fall; 2 hooks	no	patrol; yoke over shoulders
1897 (wool serge)	plain; chains for cavalry & horse artillery	stand & fall; 2 hooks	no	patrol; yoke over shoulders
1897-a (khaki drill)	plain; chains for cavalry & horse artillery	stand & fall; 2 hooks	no	patrol; yoke over shoulders
1897-b (wool serge)	plain; chains for cavalry and H.A.	stand & fall; 2 hooks	no	patrol; yoke over shoulder
1897-c (khaki drill)	plain; chains for cavalry and horse artillery	stand & fall; 2 hooks	no	patrol; yoke over shoulders
<sup>1.4</sup> 1899 (Khaki Canvas Canadian)	plain	stand & fall; 2 hooks	no	plain patrol; no yoke
<sup>1.6</sup> Norfolk Jacket (khaki drill)	plain	stand	integral cloth waist belt which was fastened by lower jacket button	

Note: Uniforms are listed chronologically by date. Photo numbers are inset in pattern column.

<b>Cuffs</b>	<b>Rank Insignia</b>	<b>Dates</b>	<b>Comments</b>
pointed	on shoulder straps	1896-1902	breast pockets in line with 2nd button; no lower front pockets; RCR
pointed	on shoulder straps	1896-1902	breast pockets in line with 2nd button; no lower front pockets; RCR, RCD, RCFA
pointed	on shoulder straps	1896-1902	breast pockets in line with 2nd button; lower front pockets which may have box pleat; RCR, LSH, RCFA
pointed	on shoulder straps	1896-1902	breast pockets in line with 2nd button; lower front pockets which may have box pleat
pointed	on shoulder straps	1897-1902	breast pockets lowered to 1" below centre of 2nd button; no lower front pockets
pointed	on shoulder straps	1897-1902	breast pockets 1" below centre of 2nd button; no lower front pockets; RCR
pointed	on shoulder straps	1897-1902	breast pockets 1" below centre of 2nd button; lower front pockets which may have box pleat
pointed	on shoulder straps	1897-1902	breast pockets 1" below centre of 2nd button; lower front pockets which may have box pleat
pointed	on shoulder straps		internal lower front pockets with straight flaps, no buttons
pointed	on shoulder straps	Boer War	worn by some officers of RCFA; 4 button front closure; pleat on each side of opening; breast pockets in line with or between 2nd and 3rd buttons; breast pockets with straight flaps and buttons, no pleats; internal lower front pockets with straight flaps

\*A special but not often encountered variant, for Highland regiments, had gauntlet cuffs and rounded skirt front. The most notable characteristic was the pocket flaps which were pointed out at the ends and hollowed in the centre. The back yoke was also omitted. Most highlanders utilized the normal pattern but with the aforementioned alterations to cuffs and skirt front. All jackets in this section fasten with 5 small size 30 ligne buttons (40 ligne = 1 inch) with button holes of corresponding small size. This is important since some post-Boer War Jackets while similar in appearance fasten with large size 40 ligne buttons and consequently have larger button holes.

## OTHER RANKS' FOREIGN SERVICE DRESS JACKETS

---

The 1<sup>st</sup> Contingent (2<sup>nd</sup> Special Service Battalion, Royal Canadian Regiment) was initially issued two types of jacket: a blue serge frock, and a foreign service jacket. The Canadian Pattern Foreign Service jacket was made of light brown canvas, and although reported to be hard wearing, it was stiff and caused excessive chaffing. After successive washing it became almost white (*SP 35a, 1901, Supplementary Report, Report A*, p 13). The other ranks' jacket had a stand collar, breast pockets with box pleats and single point flap which fastened with small buttons. The tops of the breast pockets were situated mid-way between the 2nd and 3rd buttons. There were no exterior lower front pockets. The shoulder straps were of the same material and colour as the jacket and the cuffs were pointed. The jacket fastened with five small buttons. Brass belt support hooks were located at each side of the waist, and small pockets were situated on the inside corners of the front opening for a field dressing (right) and an identity card (left). The identity card pocket contained Army Form B 2067, *Description Card for Active Service*, on which was written the soldier's number, rank, name, next-of-kin and their address. The card was made of glazed calico and the pocket was sewn shut (1.7). The Royal Canadian Regiment later received drab wool Foreign Service uniforms of the British 1899 Pattern.

### 1.7 Other Ranks' Foreign Service Dress Jacket, Khaki Canvas, Pattern 1899 Canadian Infantry (Royal Canadian Regiment)



1.7 This jacket has a stand collar and breast pockets with single point flaps and button. The tops of the pockets are situated mid-way between the 2nd and 3rd buttons. Pointed cuffs. (John Denner collection/photo)



The 2<sup>nd</sup> Canadian Contingent (1<sup>st</sup> and 2<sup>nd</sup> Canadian Mounted rifles, later renamed the Royal Canadian Dragoons and the Canadian Mounted Rifles respectively, and a Brigade Division of Field Artillery: C, D, and E Batteries) was dispatched to South Africa in January and February, 1900. The 2<sup>nd</sup> Contingent received Canadian-made brown canvas duck clothing, and also received the more comfortable drab wool serge frocks from British stores (*SP 35a, Report D*, p 112) (1.8). In addition, all were issued a blue serge frock. The Canadian Pattern canvas jacket worn by other ranks of the 2<sup>nd</sup> Contingent was very similar to that worn by the 1<sup>st</sup> Contingent. It differed in only a few minor details: it had a stand and fall collar, and exterior breast pocket with pointed flaps. The tops of the pockets were in line with the 2<sup>nd</sup> button of the jacket. Additionally, it had lower front pockets with single-point flaps (1.9).



### 1.8 Other Ranks' Foreign Service Dress Jacket, Drab Serge, Pattern 1899 British

1.8 Jackets of drab wool serge were authorized for Other Ranks of the British Army in August 1899. This jacket was widely used by Canadians in South Africa and was probably the most common replacement/supplement for Canadian supplied canvas jackets. It is known to have been worn by the RCR, RCD, LSH, RCFA, 2 CMR, SAC, and occasionally by officers of the RCD and probably officers of other units. It has a stand collar, rounded at the ends, no breast pockets, interior lower front pockets with plain flaps and plain cuffs. It fastens with 5 large size British General Service (coat of arms) Pattern brass buttons. (private collection)

### 1.9 Other Ranks' Foreign Service Dress Jacket, Khaki Canvas, Pattern 1900, Canadian Artillery & Mounted Troops



1.9 Canadian made light brown jacket of heavy cotton duck, or canvas. It was issued to 1 CMR (later known as Royal Canadian Dragoons) and 2 CMR (later known as Canadian Mounted Rifles). Supplies were also made available for Lord Strathcona's Horse. These jackets are known to have been worn by officers also. This example belonged to Major R.C. Laurie, LSH. Photographic evidence indicates officers of the Royal Canadian Dragoons also wore this pattern in addition to Officers' patterns. Light brown canvas, stand and fall collar, breast pockets with box pleats and single point flaps, the tops of which are in line with the second button; exterior lower front pockets with single-point flaps; pointed cuffs. (Museum of the Regiments, formerly Parks Canada collection)

On 21 January 1900 the Lord Strathcona's Horse sailed from Halifax for South Africa. The cost of organizing, clothing, equipping and transporting this corps was borne personally by Lord Strathcona. They too were issued with the blue serge frock and foreign service uniform of Canadian manufacture of the pattern issued to the 2<sup>nd</sup> Contingent (*MR 1900*, pp 13-18) (1.10).

## 1.10 Other Ranks' Frock, Blue Serge



**1.10 front** Blue serge frock issued to members of Lord Strathcona's Horse. Members of the First and Second Contingents were issued a similar jacket. (Parks Canada)

**1.10 back** Rear of LSH frock. A rifle pad is affixed diagonally from the left shoulder. (Parks Canada)

**1.10 shoulder strap** Shoulder strap of blue frock with Strathcona's Horse brass shoulder title. Elaine Rohatensky photo; (Collection of S.W. Saskatchewan Old-timers' Museum, Maple Creek, SK)

Further Canadian units dispatched to South Africa included: South African Constabulary (28 March 1901) 2<sup>nd</sup> Canadian Mounted Rifles (14 January 1902) 10<sup>th</sup> Canadian Field Hospital, A.M.C. (14 January 1902) 3<sup>rd</sup> C.M.R. (8 May 1902) 4<sup>th</sup> C.M.R. (8 and 17 May 1902) 5<sup>th</sup> C.M.R. (23 May 1902) and 6<sup>th</sup> C.M.R. (17 May 1902). All expenses associated with the aforementioned units were paid by the British Government. This included clothing, which was issued from British stock (1.11, 1.12 & 1.13). While 2<sup>nd</sup> C.M.R and 10<sup>th</sup> Field Hospital were certainly issued the current British Foreign Service uniform, it is known that officers and other ranks of 3<sup>rd</sup>, 4<sup>th</sup>, 5<sup>th</sup> and 6<sup>th</sup> Canadian Mounted Rifles were issued the new 1902 Pattern Universal Service Dress uniform (*SP 35a, Further Supplementary Report, 1903*, p 92;

Photo No. 39.3.13, Officers 5 CMR, RCMP Museum Coll.) which had been introduced in January (AO 10, 1902). This uniform is discussed in Section 2.

## 1.11 Other Ranks' Foreign Service Dress Jacket, Khaki Drill, Pattern 1896 British



**1.11 front** Khaki cotton drill. Stand collar which fastens with two hooks and eyes. Breast pockets have box pleats and single-point flaps with buttons and are positioned with the top edges between the 2nd and 3rd buttons. Cuffs are pointed. This example was worn by a Canadian member of the South African Constabulary. Shoulder straps are dark green with yellow edging with the letters SAC in brass at the base. They button over the existing straps and are tied with a lace around the base. Pockets are located inside the lower front corners for a field dressing (right) and an identity card (left). (private collection)



**1.11 shoulder strap** South African Constabulary shoulder strap. (private collection)

**1.11 highlanders** An example of the 1896 Pattern jacket (Pte. Nathaniel Dunsheath, Argyll and Sutherland Highlanders) as worn by Highland regiments with the front opening rounded off (Cameron of Canada Regimental Museum).

## 1.12 Other Ranks' Foreign Service Dress Jacket, Khaki Drill, Pattern 1896-a British

1.12 This jacket differs from the 1896 Pattern in that its stand collar fastens with one hook and eye only. Breast pocket flaps are of the three-point variety and the buttons are sewn directly onto the jacket. Buttons on khaki drill jackets are normally attached with split rings. The buttons are small size Canada Militia Pattern with a beaver at the centre and crown above. There are no dressing or identity card pockets (Private Collection).



## 1.13 Other Ranks' Foreign Service Dress Jacket, Khaki Drill, Pattern 1896-b British

1.13 Another variation of the 1896 Pattern jacket. Breast pocket flaps differ from the previous patterns in that they are scalloped on the lower edge and the collar fastens with two hooks and eyes. There is a pocket located inside the lower front left corner for an identity card. No dressing pocket. (John Denner Collection/photo)



The Canadian Contingent in South Africa wore a variety of uniforms. Initially of Canadian manufacture, these were replaced or supplemented by uniforms of British pattern, as they wore out and to meet a need for warmer clothing. The last contingent was completely clothed from British stock. Many of the Canadian, and Canadian used British patterns which are likely to be encountered are documented here. Also included are some examples of British Yeomanry and privately raised volunteers' jackets which, although not used by regular Canadian forces, are encountered in Canadian museum collections (1.14, 1.15, 1.16 & 1.17).

## 1.14 Other Ranks' Foreign Service Dress Jacket, Drab Wool, Imperial Yeomanry-a



**1.14 front** Wool serge jacket worn by Other Ranks of the Ayrshire Imperial Yeomanry. Shoulder straps, collar and cuff knots are scarlet. Brass regimental shoulder titles on shoulder straps. (private collection)



**1.14 back** Rear of Ayrshire Imperial Yeomanry jacket. Note the yoke over the back of the shoulders. (private collection)

## 1.15 Other Ranks' Foreign Service Dress Jacket, Drab Wool, Imperial Yeomanry-b




**1.15 front** Wool serge Yeomanry jacket dated 1901. It originally had a stand pattern collar but it has been converted to stand and fall. It differs from the previous pattern in having drab facings and plain cuffs. (Dennis Karpins Collection)



**1.15 label** Label inside Yeomanry-b jacket. (Dennis Karpins Collection)

## 1.16 Other Ranks' Foreign Service Dress Jacket, Khaki Canvas, Howard's Canadian Scouts-a

**1.16 front** Uniform worn during the Boer War by Sgt. E.D. Tyler. Made of cotton canvas it has a stand and fall collar which show evidence of having displayed collar badges. Shoulder straps are sewn down at the ends so that they cannot be unbuttoned. Cuffs are pointed with vents in the rear seams which fasten with two buttons each. Breast and lower front patch pockets with single-point flaps and buttons. These are unusual in that they have a scalloped reinforcing piece at the top. Buttons are removable and are Canada Militia pattern with a crown at the centre. Field dressing pocket inside at the right lower front. Sergeants' chevrons are of light drab twill tape on scarlet. (John Denner Collection/photo)



**1.16 dressing pocket** Howard's Canadian Scouts-a. (John Denner Collection/photo)

**1.16 sleeve** Howard's Canadian Scouts-a. Sleeve illustrating Sergeants' chevrons (light drab on scarlet) pointed cuff and two-button vent. (John Denner Collection/photo)

**1.16 pocket** Howard's Canadian Scouts-a. Detail of breast pocket illustrating reinforced opening. (John Denner Collection/photo)

## 1.17 Other Ranks' Foreign Service Dress Jacket, Khaki Drill, Howard's Canadian Scouts-b

**1.17 front** This jacket was also worn by Sgt. Tyler. Made of khaki drill cotton and is basically the 1896-b pattern but with the addition of lower front interior pockets with straight flaps, and a half belt in rear for waist size adjustment. Collar badges are the Canadian General Service pattern consisting of a blackened maple leaf with a crown at the centre and "CANADA" below. Brass "CANADIAN/ SCOUTS" shoulder titles at the base of each shoulder strap. Buttons are a combination of Canada Militia and British general service pattern. The sergeants' chevrons are of gold lace on a khaki drill backing. The maker's label inside the collar reads, "HEAD DEPOT 271.2.3.4 HIGH HOLBORN/CHAS. BAKER &Co'S STORES LTD/LONDON W.C."



**1.17 shoulder** Howard's Canadian Scouts-b. Shoulder strap with brass unit shoulder title. (John Denner Collection/photo)



**1.17 back** Howard's Canadian Scouts-b. Size adjustment belt on rear of jacket. (John Denner Collection/photo)

**TABLE  
1-2**

**OTHER RANKS' FOREIGN SERVICE DRESS JACKETS**

Pattern	Shoulder Straps	Collar	Cuffs
1.11 1896 (khaki drill) British	plain; chains for cavalry & H.A.	stand; 2 hook	pointed
1.12 1896-a (khaki drill) British	plain	stand; 1 hook	pointed
1.13 1896-b (khaki drill) British	plain; chains for cavalry & H.A.	stand; 2 hook	pointed
1.8 1899 Jacket, Serge, Drab, Universal (wool serge) British	plain	stand; 1 hook rounded ends	plain
1.7 1899 (khaki canvas) Canadian Infantry, RCR	plain	stand, 1 hook	pointed
1.9 1900 (khaki canvas) Canadian Artillery & Mounted Troops	plain	stand & fall	pointed
1.14 British Yeomanry-a (wool serge)	facing colour	facing colour	Austrian knot in facing colour
1.15 British Yeomanry-b (wool serge) Serge, Frocks, Mixture	plain	stand (modified to stand and fall)	pointed
1.16 Howard's Canadian Scouts-a (khaki canvas)	plain, sewn down	stand and fall	pointed; vent with two buttons
1.17 Howard's Canadian Scouts-b (khaki drill)	plain; brass shoulder titles: CANADIAN SCOUTS	stand and fall	pointed



Breast Pockets	Lower Front Pockets	Dates	Comments
single point flaps; top of pockets 1" below middle of 2nd button	none	1896-1902	jacket fastens with 5 small buttons; dressing & ID pockets inside right & left lower front corners; SAC, 2CMR
3-point flaps; top of pockets 2" below middle of 2nd button	none	1896-1902	example has Canadian "beaver" pattern buttons
single point flaps, lower edges slightly scalloped, top of pockets 1" below middle of 2nd button	none	1896-1902	jacket fastens with 5 small British General Service Pattern buttons; ID pocket, inside left front corner
none	internal; straight flaps	1899-1902	jacket fastens with 5 large British GS buttons; dressing & ID pockets inside lower right & left front corners; RCR, RCD, LSH, RCFA, 2CMR, SAC; also officers, RCD
single point flaps top of pockets mid-way between 2nd and 3rd buttons	none	1899-1900	referred to as "brown canvas" in official reports; dressing & ID pockets; RCR
single point flaps; top in line with middle of 2nd button	external; single point flaps	1900-1901	jacket fastens with 5 small buttons; RCD, CMR, LSH, and probably RCFA; also officers, LSH, RCD
box pleats; 3-point flaps; top in line with middle of 2nd button	box pleats; 3-point flaps	Boer War	example: Ayrshire Imperial Yeomanry; scarlet facings
box pleats; 3-point flaps	box pleats; straight flaps	example dated 1901	example has leather buttons
box pleats; single-point flaps; cloth reinforcing piece at top, under flap; top 1" below middle of 2nd button	exterior; box pleats; single-point flaps; reinforcing piece at top, under flap	Boer War	buttons: CANADA MILITIA, crown at centre; dressing pocket inside right front corner; probably Canadian made
box pleats; pointed flaps; top 1" below middle of 2nd button	interior with exterior flaps; straight cut, no buttons	Boer War	Buttons: CANADA MILITIA, crown at centre; adjustable half belt of self material at rear of waist; British manufacture

## SECTION 2

# UNIVERSAL SERVICE DRESS

Universal Service Dress, Drab Wool	21
Officers' Universal Service Dress Jackets, Drab Wool	23
Table 2-1 Officers' Universal Service Dress Jackets - Drab Wool	37
Guards' Pattern Service Dress	43
General and Staff Officers	45
Distinctions for Officers Holding Staff Appointments (GO 27, 15 March 1917)	46
Other Ranks' Universal Service Dress Jackets, Drab Wool, Pattern 1902 British	50
Table 2-2 Other Ranks' Universal Service Dress Drab Jackets, Drab Wool, Pattern 1902 British	63
Other Ranks' Universal Service Dress Jackets, Drab Wool, Pattern 1903 Canadian	69

## SECTION 2

- 75 Table 2-3 Other Ranks' Universal Service Dress Jackets,  
Drab Wool, 1903 Pattern Canadian
- 77 Other Ranks' Universal Service Dress Jackets,  
Drab Wool, Canadian Hybrid Pattern
- 78 Table 2-4 Other Ranks' Universal Dress Jackets,  
Drab Wool, 1st World War, Canadian Hybrid Pattern
- 79 Warrant Officers' Universal Service Dress Jacket,  
Drab Wool
- 89 Table 2-5 Warrant Officers' Universal Service  
Dress Jackets, Drab Wool
- 91 Cloth Insignia Worn on First World War  
Canadian Service Dress Uniforms
- 99 Canadian Forces Service Dress Jackets
- 103 Table 2-6 Service Dress, Canadian Forces,  
Land (CF Green & Distinctive Environmental Uniform - DEU)

## UNIVERSAL SERVICE DRESS, DRAB WOOL

---

In January 1902 the British Army introduced a Universal Service Dress (SD) uniform which was intended to be worn on all but full dress occasions (*AO 10, 1902*). This uniform was produced in both drab wool and khaki drill cotton. The wool version was worn by British troops on duty in the United Kingdom, Canada and South Africa. The khaki drill version was reserved for all other stations abroad (*DR 1904*) although khaki drill was eventually used in Canada also.

In little over a year later, Canadian authorities emulated the British and adopted a universal service dress uniform for the Canadian forces. The officers' uniform was promulgated in orders in April 1903 (*GO 49*) and the other ranks in May (*GO 73*). The officers' version was a virtual copy of the British Pattern. The other ranks' jacket, however, was little more than a drab version of the scarlet, blue and rifle green frocks then in use by the Canadian Militia.

Canadian Service Dress was originally intended to be brought into wear according to the following guidelines:

- The present pattern of clothing will continue to be issued until the existing supplies are exhausted.
- In the permanent Corps it will be issued to men as they become entitled to their annual issues under the present regulations. In this case it will not be possible to secure complete uniformity for sometime.
- In the Active Militia the service dress will only be issued to complete regiments, squadrons or other units forming a separate command, and then the issue will be made simultaneously.

The principles governing the introduction of service dress were as follows:

- To provide the Permanent Corps with a service dress in addition to a walking out , and a ceremonial uniform.
- To provide city corps with a service dress in addition to a ceremonial uniform.
- To provide rural corps with a service dress only  
(GO 73, May 1903).

It was soon decided that no further issue of khaki service clothing would be made to rural militia corps during peace-time, but only when proceeding on active service and then as a free issue to all ranks, including officers. Instead of service dress, officers and men of the afore-mentioned corps were to wear their undress (scarlet, blue or rifle green) frocks for drill and marching order. Their service dress was to be kept in store to be issued when on active service, however, officers who had provided themselves with the new service dress were permitted to wear it, in drill and marching order, until worn out (GO 188, December 1903).

# OFFICERS' UNIVERSAL SERVICE DRESS JACKETS, DRAB WOOL

The original specification for the officers' jacket (*AO 40, 1902*) stated that it was to be manufactured of special mixture serge<sup>1</sup> of the same colour as issued to the men. It was cut as a lounge coat to the waist, loose in the chest and shoulders but fitted at the waist. A 2¼ inch expanding box pleat ran down the back from under the collar to the hem of the skirt. It was often sewn down so that its purpose was ultimately defeated. The jacket had an exterior waistband, also 2¼ inches wide. The stand and fall collar was of the low variety and closed with one hook and eye. There were two breast pockets each of which had a box pleat down the centre, and a three-point flap with button. Expanding (bellows) pockets were located on the lower front the jacket. They were pleated at the sides and closed with flaps and buttons. The jacket fastened with five large buttons, although examples with small Victorian era buttons and corresponding small button holes are known to exist. Shoulder straps were of melton cloth the same colour as the garment with edging, or edging and loops in the colours of the wearer's *branch of service* (2.1).

## 2.1 Officers' Universal Service Dress Jacket, Pattern 1902 British/Canadian

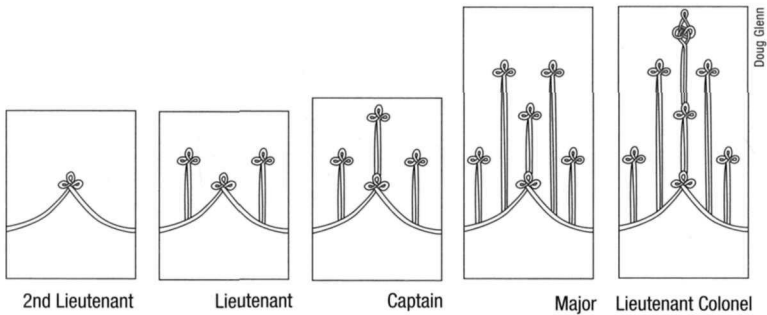
2.1 Officers of the 5th Regiment, Canadian Mounted Rifles, 1902. Low stand and fall collar fastens with one hook and eye. Slip-on shoulder straps with brass insignia: "5/C.M.R." Rank indicated by braid knots on cuffs; Lieutenant (front left) 2nd Lieutenant (front centre). Jacket has external cloth waistband and box pleat on back from collar to hem. (RCMP Museum Collection)



<sup>1</sup> The R.J. Inglis Price List, *Military Uniforms* ca. 1912-14 mentions three grades of serge jacket: Khaki, fine serge, \$24.00; Khaki, light weight worsted, \$20.00 and Khaki rough service serge, \$18.00.

The removable shoulder straps were attached to the jacket by means of an under piece which passed through a loop in the lower part of the shoulder and fastened at the top by a small button which passed through both the under piece and the shoulder strap. The top of the strap was pointed. The cuffs were pointed, 5½ inches deep at the point and 2½ inches deep at the back. Rank was indicated by drab braid trefoil knots on the sleeves. The number and height of the knots increased with each successive rank (2.1a). This system of indicating rank was discontinued in November 1902 (AO 261, 1902) in favour of the familiar three-point panels, edged in chevron tape and containing the badges of rank in the form of worsted stars (pips), crowns or a combination thereof. Bands of drab chevron tape and Russia braid encircled the cuff, the number varying according to rank (2.1b). In Highland regiments the cuffs were to be of the gauntlet pattern (2.1c).


## 2.1a Officers' Rank Insignia, January-November 1902



## 2.1b Officers' Rank Insignia, Introduced November 1902




2nd Lieutenant



Lieutenant



Captain




Major



Lieutenant Colonel



Colonel



Back

## 2.1c Officers' Rank Insignia, Highland Regiments




2nd Lieutenant



Lieutenant



Captain




Major



Lieutenant Colonel



Colonel



Back



While this jacket, in its original configuration, was never approved for wear by the Canadian Militia, it was acquired and worn by Canadian Mounted Rifles officers serving with the last contingent of Canadian troops in South Africa at the end of the Boer War (photo, Officers 5<sup>th</sup> CMR, RCMP Museum). These troops arrived too late to take part in active campaigning.

In 1903, Canada adopted the existing British Officers' Service Dress uniform (*GO 49, April 1903*). By December of 1903 Canadian authorities had begun to modify the Service Dress jacket. These modifications included replacing the removable shoulder straps with ones sewn into the jacket at the shoulder seam. The straps retained the various coloured piping and loops. At the same time the badges of rank were removed from the cuff panels and worn on the shoulder straps, in bronze metal (*GO 189, December 1903*) (2.2).

## 2.2 Officers' Universal Service Dress Jacket, Pattern 1902-d Canadian

2.2 Staff Lieutenant, 1914. Three-point cuff panels replaced braid cuff knots. Badges of rank are worn on the shoulder straps in metal. When proceeding on Overseas service they were worn on the cuff panels, in drab worsted embroidery. Canadian Staff officers were ordered to wear plain drab shoulder straps and gorget patches on the collar beginning in June 1914. External waistband. Box pleat on back of jacket. (private collection)



## Shoulder Strap Edging and Braid Colours 1902/03

BRANCH	COLOUR
Staff	Two broad stripes of scarlet cloth with a ½ inch serge light.
Cavalry	¼ inch yellow edging.
Artillery	¼ inch blue edging. A loop of scarlet braid from the shoulder seam round the upper end of the buttonhole. The sides ½ inch apart.
Engineers	As for artillery but with colours reversed.
Corps of Guides (Canada; from 1904)	scarlet cloth shoulder straps.
Infantry	¼ inch scarlet edging. (¼ inch green for Rifle Regiments ca. 1913)
Army Service Corps	¼ inch white edging.
Corps of Military Police (Britain)	White edging, black loop.
Army Pay Corps (authorized for CAPC 1 Jan. 1907)	¼ inch white edging, loop as for artillery but of yellow braid.
Ordnance Stores Corps (Canada-from June 1904)	
Army Ordnance Corps (Britain)	¼ inch white edging, loop as for artillery
Army Medical Corps (Britain)	¼ inch white edging, loop as for artillery but of dull cherry braid.
Army Medical Corps (Canada-officers)	
-G.O. 49 Apr. 1903	¼ inch white edging, loop as for artillery but of dull cherry braid.
-G.O. 89 June 1903	¼ inch red edging, loop as for artillery but of white braid.
-Canadian Militia Dress Regs. Jan. 1907	as for army Medical Corps (Britain-see above; likely an error as coloured straps had been discontinued in British Army by this time).
-G.O 159, Oct. 1907	¼ inch scarlet edging, loop as for artillery but of white braid.
Army Medical Corps (Canada-other ranks)	as for officers except initially authorized by G.O.73, May 1903. First change authorized by G.O. 92, June 1903.
Veterinary Department	¼ inch white edging, loop as for artillery but of maroon braid.
Canadian Signaling Corps (auth. June 1908)	French grey edging.
Army Motor Reserve (Britain)	¼ inch green cloth edging.
Chaplain Department (Britain)	Loop as for artillery but of black braid.

In 1904 the jacket was subjected to further modifications by British authorities (*DR 1904*). The cloth shoulder straps with coloured edging were replaced by cords of plaited worsted drab braid. The stand and fall collar increased in height and fastened with a single broad hook. These modifications were not embodied in Canadian regulations. Nevertheless, many Canadian officers did acquire and wear the modified pattern (2.3). With this particular jacket it was not possible to wear rank badges on the shoulders due to the narrowness of the cords. Some Canadian officers chose to wear the badges on the cuff panels, while other dispensed with them entirely. Eventually the jacket was produced in Canada with cloth *branch of service* shoulder straps and later still with plain drab cloth straps (2.4, 2.4r, 2.5).

## 2.3 Officers' Universal Service Dress Jacket, Pattern 1904 British/Canadian

2.3 Lieutenant, 79th Cameron Highlanders of Canada. The 1904 Pattern jacket incorporated the following changes: a high stand and fall collar replaced the low fall collar of the 1902 Pattern jacket; plaited drab shoulder straps have replaced the cloth type with *branch of service* piping. Officers of Highland regiments wore rank badges on gauntlet pattern cuffs whereas others utilized three-point panels. Lower front opening rounded for wear with a sporran. Exterior waistband. Box pleat on back. The 1904 Pattern jacket supplemented, but did not replace, the 1902 Pattern in Canada. (private collection)



## 2.3a Officers' Universal Service Dress Jacket, Pattern 1904-a Canadian



2.3a Officers, Camp Sewell, Manitoba, 1913. The officers in the back row are wearing a version of the 1904 jacket without lower front pockets. At this time Canadian officers were to wear their badges of rank on the shoulder straps, leaving the cuff panels blank. However, a problem arose when the 1904 Pattern jacket was used since the shoulder cords were too narrow to display the rank badges. The officer at the far left has solved this problem by contravening the regulations. (Wayne Cline Collection)

## 2.4 Officers' Universal Service Dress Jacket, Pattern 1904-b Canadian



2.4 Officers of the 27th Light Horse, Camp Sewell, Manitoba, pre-First World War. Officer in the middle row, second from right is wearing a version of the 1904 Pattern jacket which retained the drab cloth shoulder straps, with *branch of service* piping, of the 1902 Pattern jacket. Badges of rank are worn on the shoulder straps. They were moved to the cuffs (1904-c), in accordance with British practice, when proceeding on Overseas service during the First World War. (Wayne Cline Collection)

## 2.4r Officers' Universal Service Dress Jacket, Pattern 1904 Rifle Regiment Variant

2.4r Major, rifle regiment ca, 1904-1914. This British-made version of the 1904 Pattern jacket has rifle green collar, pointed cuffs and shoulder straps. The latter two have an edging of scarlet cloth. External waistband. Box pleat on back. (private collection)



## 2.5 Officers' Universal Service Dress Jacket, Pattern 1904-e Canadian

2.5 Jacket worn by Major R.C. Laurie, Canadian Army Pay Corps during the First World War. Plain drab shoulder straps, authorized in December 1914, replaced those with *branch of service* piping. This pattern will also be encountered with rank insignia on shoulder straps instead of on the three-point cuff panels (1904-d). External waistband. Box pleat on back. (Parks Canada Collection)



A new pattern jacket was introduced in Canada in October 1912 (*GO 175, October 1912*). It was similar to previous patterns but had a civilian style collar, i.e., open with lapels, and fastened with four large buttons. The *branch of service* shoulder straps were retained (2.6, 2.7). Canadian jackets of this type would also be found with drab plaited shoulder cords (2.8) and after 1914, drab cloth shoulder straps. This jacket was worn concurrently with the closed collar pattern which continued in use well into the Great War, in modified form. The British open collar version was introduced in 1913 (*AO*

279, 1913). It had plain drab cloth shoulder straps. In December 1914 orders amending the description of the Canadian jacket were issued (GO 193, Dec. 1914). Shoulder straps with *branch of service* coloured piping were discontinued. The shoulder straps were now to be of the same material as the jacket (2.9). This did not affect officers of the First Canadian Contingent, who had already proceeded overseas. Many of these officers retained their *branch of service* shoulder straps for the duration of their Overseas service. The 1912 Pattern jacket was initially to be worn with a khaki collar and black sailor's knot tie on parades. A white collar was permitted off parade (GO 54, 1912). In July 1914 a drab shirt, drab collar and drab tie, tied in a sailor's knot, were ordered (MGO 293, 20 June 1914, GO 119, July 1914).

## 2.6 Officers' Universal Service Dress Jacket, Pattern 1912-a Canadian



**2.6 front** Lieutenant, rifle regiment ca. 1914-15. This new pattern jacket has an open collar with lapels. It retained the type of shoulder straps, with *branch of service* coloured edging, introduced in 1902. The jacket was produced with a box pleat on back (1912 pattern) and without (1912-a) and with rank badges on cuff panels (1912-b). (private collection)



**2.6 shoulder** Shoulder strap with *branch of service* coloured piping. (private collection)

## 2.7 Officers' Universal Service Dress Jacket, Pattern 1912-d Canadian



**2.7 front** Officers' Universal Service Dress Jacket, Pattern 1912-d Canadian Colonel, 90th Regiment, Winnipeg Rifles, ca. 1913-14. Jacket retains the removable, slip-on shoulder straps originally worn with 1902 Pattern jacket and officially discontinued in December 1903. This pattern is also found with rank insignia on the shoulder straps and blank cuff panels (Pattern 1903-c). External waistband. Box pleat on back. (Manitoba Museum Collection)

**2.7 shoulder** Detachable, slip-on shoulder strap with branch of service coloured edging. (Manitoba Museum Collection)

**2.7 back** Box pleat, in use on newly made jackets from 1902 until at least the end of 1915. (Manitoba Museum Collection)

## 2.8 Officers' Universal Service Dress Jacket, Pattern 1912-f Canadian

**2.8** Captain, 43rd Infantry Battalion (Cameron Highlanders of Canada) C.E.F., ca. 1915-18. This version of the 1912 Pattern jacket retained plaited drab shoulder cords of the 1904 Pattern jacket. External waistband. (private collection)



## 2.9 Officers' Universal Service Dress Jacket, Pattern 1912-i Canadian/British

2.9 Staff Captain's jacket, mid 1914-late war. Plain drab shoulder straps authorized for staff officers in June 1914 and other officers in December 1914. Scarlet gorget patches also authorized for Canadian staff officers in June 1914. External waistband. No box pleat on back. (Manitoba Museum Collection)



During the Great War Canadian officers, on proceeding overseas, followed the current British practice of wearing the rank badges in worsted embroidery on the cuff panels. By 1915 officers were beginning to wear rank badges on their cuffs in Canada also. Instructions to the contrary, issued in 1916, seem to have been largely ignored. In April 1917 further orders were issued regarding the wearing of Rank badges in Canada. Officers of the Canadian Defence Force were to "wear rank badges on the shoulder straps as laid down in *Dress Regulations for the Canadian Militia* and not on the sleeve as worn by officers of the Canadian Expeditionary Force" (G.O. 49, 16 April 1917). Again, it is doubtful if these orders were closely followed. By the beginning of 1916 the expanding vertical box pleat on the centre back of the jacket had largely disappeared on those newly produced. Evidence in the form of extant jackets indicates this process may have begun as early as 1914, possibly earlier.

In 1917 British officers were officially given the option of wearing the rank badges on the shoulder straps in either worsted or metal, a practice which had been followed unofficially since 1916 (*ACI 1814, 1917*). If this option was chosen, the cuffs of the jacket were to be pointed, 5½ inches deep at the point and 2½ inches deep at the back. In Highland battalions the cuffs were to be of the plain gauntlet pattern. These practices were also followed by Canadian officers (2.10).



## 2.10 Officers' Universal Service Dress Jacket, Pattern 1917 Canadian/British

2.10 Major, Cameron Highlanders of Canada. Optional version of the Service Dress, with rank insignia on shoulder straps, worn unofficially from 1916. When this option was chosen, the cuffs were to be either plain pointed or plain gauntlet style, without chevron tape braid. External waistband. No box pleat on back. (private collection)



The final major modification came in 1918 with the removal of the exterior cloth waistband "until further orders" (*ACI 384, 1918*). It was never replaced. Both the pointed cuff jacket with rank on the shoulders and the jacket with cuff rank badges on the three-point flaps appeared in this modified form (2.11, 2.12). In 1920 the British Army finally abolished the wearing of rank badges on the cuffs of the jacket along with the associated three-point panels, drab tape and braid rings (*AO 539, 1920*). Canada followed suit in 1922 (*GO 148, September 1922*) although the old pattern jackets continued to be worn by some officers into the early 1930s (photo, private collection, Composite Company, Manitoba Rangers, Brandon, 7 June 1931).

## 2.11 Officers' Universal Service Dress Jacket, Pattern 1918 Canadian/British

2.11 Lieutenant, Canadian Corps heavy Artillery, 1918. In 1918, the external cloth waistband was discontinued as a temporary measure. It was never reintroduced. No box pleat on back. (private collection)



## 2.12 Officers' Universal Service Dress Jacket, Pattern 1918-a WWI Canadian/British

2.12 Lieutenant, 43rd Battalion (Cameron Highlanders of Canada) C.E.F., 1918. The 1918 regulation regarding the discontinuance of the external waistband also applied to the 1917 Pattern jacket, manufactured without one from 1918. This was the last major change in the officers' jacket until the Second World War. (Cameron's of Canada Regimental Museum Collection)



The pointed cuff/gauntlet cuff jacket with rank badges on the shoulder straps became the standard pattern for Officers' Service Dress in Canada until the introduction of the Canadian Forces rifle green uniforms in 1969. First World War Jackets were usually made of serge or whipcord<sup>2</sup> and occasionally barathe<sup>3</sup>, with natural fabric (wool/cotton) lining. Second World War examples were usually made of barathe<sup>3</sup> and are distinguishable by their darker hue and linings of manmade fabrics such as rayon or natural and synthetic blends such as cotton and rayon<sup>4</sup>. Two small cloth loops are often located at the rear for attaching a cloth waist belt (2.13). A simplified version of the Officers' Service Dress jacket was introduced in 1942. Known as the "Austerity Pattern" it conserved fabric by omitting the box pleats from the breast pockets and substituting internal pockets with exterior flaps for the exterior bellows pockets on the front of the skirt.

<sup>2</sup> Serge is a wool fabric with a smooth face, napped back and a twilled weave. Whipcord has steep twill lines which are usually very prominent.

<sup>3</sup> Barathe<sup>3</sup> is a wool cloth made of two-fold worsted yarns with a double twill weave.

<sup>4</sup> *Dress Regulations, 1943* specified drab barathe<sup>3</sup> for Guards, and drab material for all others; *Dress Regulations, 1953* specified drab barathe<sup>3</sup> of dark shade (as used in the Brigade of Guards) for Guards, and drab barathe<sup>3</sup> for all others

It never completely replaced the standard pattern and was itself discontinued at the end of the Second World War (2.14).

## 2.13 Officers' Universal Service Dress Jacket, Pattern 1918-a WWII Canadian/British

2.13 Lieut. Col., Winnipeg Light Infantry, 1943. Jacket is essentially the same as the 1918-a Pattern, except that by the Second World War it was *usually* made of barathea rather than serge or whipcord. Shade is darker and more green in hue than jackets made during the First World War. (private collection)



## 2.14 Officers' Universal Service Dress Jacket, Pattern 1918-b (1942 Austerity) Canadian/British

2.14 Lieutenant, 1st Canadian Divisional Artillery, Canadian Army Overseas, 1943. Simplified version of Service Dress jacket, introduced in 1942. All newly made jackets were to be of this pattern however, some officers disregarded regulations and had the Pattern 1918-a, made. Breast pockets without box pleats, lower front pockets are internal, with exterior flaps. Plain cuffs were specified, except for Highlanders, who continued to wear the gauntlet pattern. Following the War, the 1942 Austerity jacket was discontinued and the Pattern 1918-a, again became the standard. (private collection)



**TABLE  
2-1**
**OFFICERS' UNIVERSAL SERVICE DRESS JACKETS - DRAB WOOL\***

Pattern/ usage	Shoulder Straps	Collar Waist Band	External	Back
<sup>2.1</sup> 1902 Canadian/British	detachable; piped in branch colours	closed; 1 hook; fall	yes	box pleat
1902-a Canadian/ British	detachable; slip-on, piped in branch colours	closed; 1 hook; fall	yes	box pleat
1902-b Canadian	sewn in; piped in branch colours	closed; 1 hook; fall	yes	box pleat
1902-c Canadian	sewn in; piped in branch colours	closed; 1 hook; fall	yes	box pleat
<sup>2.2</sup> 1902-d Canadian	sewn in; drab	closed; 1 hook; fall	yes	box pleat
<sup>2.3</sup> 1904 British/Canadian	plaited cord	closed; stand & fall; broad hook	yes	box pleat
<sup>2.15</sup> 1904 Foot Guards, British	sewn in; drab	closed; stand & fall; broad hook	no	no box pleat
<sup>2.3a</sup> 1904-a Canadian	plaited cord	closed; stand & fall; broad hook	yes	box pleat
<sup>2.4</sup> 1904-b Canadian	piped; sewn in	closed; stand & fall; broad hook	yes	box pleat
1904-c Canadian	piped; sewn in	closed; stand & fall; broad hook	yes	box pleat

Cuffs	Rank Insignia	Dates	Comments
pointed with drab cord trefoils indicating rank	trefoil cuff knots	1902	worn by 4.5.6. CMR in South Africa
3-point panel	on cuff	British: 1902-1904; Canada Apr.- Dec. 1903	some use in Canada after termination date if alteration (1902 c) not carried out
3-point panel (blank)	on shoulder strap Dec 1903 - 1914	Dec. 1903- Dec. 1914	blank cuff panels worn only in Canada
3-point panel	on cuff	1914 +	worn after Dec 1914 by 1st Contingent only
3-point panel	on cuff	Dec. 1914+	plain drab straps worn by staff officers from June 1914
3-point panel	on cuff	1904- mid WWI	
plain	on shoulder straps in metal	pre-WWI	Worn by 100th Winnipeg Grenadiers Pre-WWI; buttons grouped according to Regiment. (See note below Foot Guards Open Collar Pattern)
3-point panel	on cuff	circa 1904- mid war	differs in having no lower front pockets; photo: ex-cadets Sewell Camp 1913
3-point panel (blank)	on shoulder straps	circa 1904-1914	photo, Sewell Camp 27th LH; blank cuff panels worn only in Canada
box pleat	on cuff	late 1914+	same jacket as above but with rank moved to cuff by 1st Contingent officers when proceeding overseas

TABLE  
2-1

CONTINUED

Pattern/ usage	Shoulder Straps	Collar Waist Band	External	Back
1904-d Canadian	sewn in; drab	closed; stand & fall; broad hook	yes	box pleat
<sup>2.5</sup> 1904-e Canadian	sewn in; drab	closed; stand & fall; broad hook	yes	box pleat
1904-f Canadian	sewn in; drab	closed; stand & fall; broad hook	yes	no box pleat
<sup>2.4r</sup> 1904 Regt'l Variant	sewn in; rifle green; scarlet piping	closed; stand & fall; broad hook; rifle green	yes	box pleat
1912 Canadian	sewn in; piped	open; lapels	yes	box pleat
<sup>2.6</sup> 1912-a Canadian	sewn in; piped	open; lapels	yes	no box pleat
1912-b Canadian	sewn in; piped	open; lapels	yes	box pleat
1912-c Canadian	slip-on; piped	open; lapels	yes	box pleat
<sup>2.7</sup> 1912-d Canadian	slip-on; piped	open; lapels	yes	box pleat
1912-e Canadian	plaited cord	open; lapels	yes	box pleat
<sup>2.8</sup> 1912-f Canadian	plaited cord	open; lapels	yes	no box pleat
1912-g Canadian/British	plain drab	open; lapels	yes	box pleat

Cuffs	Rank Insignia	Dates	Comments
3-point panel (blank)	on shoulder straps	1914/15	blank cuff panels worn only in Canada
3-point panel	on cuff	late 1914- circa 1916+	
3-point panel	on cuff	late 1914-1916+	box pleat may have ceased on back of some jackets as early as 1914 but can be found on others made as late as end of 1915
pointed; rifle green; scarlet piping	on shoulder strap	ca. 1904-1914	regimental variant worn by some rifle regiments; example is made in England
3-point panel (blank)	on shoulder straps	1912-1914	blank cuff panels worn only in Canada
3-point panel (blank)	on shoulder straps	circa 1914-1915	see comments 1904 f above; blank cuff panels worn only in Canada
3-point panel	on cuff	late 1914	worn beyond 1914 by 1st Cont. only; rank moved to cuff when proceeding overseas
3-point panel (blank)	on shoulder straps	1912-1914	blank cuff panels worn only in Canada
3-point panel	on cuff	1914	worn beyond 1914 by 1st Contingent only; rank moved to cuff when proceeding overseas
3-point panel	on cuff	1912-1916+	
3-point panel	on cuff	circa 1915-1918	see comments 1904 f above
3-point panel	on cuff	1914- mid-war	authorised for British Army 1913 (AO 279)

TABLE  
2-1

CONTINUED

Pattern/ usage	Shoulder Straps	Collar	External Waist Band	Back
1912-h Canadian	plain drab	open; lapels	yes	box pleat
<sup>2.9</sup> 1912-i Canadian/British	plain drab	open; lapels	yes	no box pleat
<sup>2.16</sup> Foot Guards, Open Collar	plain drab	open; lapels	no	no box pleat
<sup>2.10</sup> 1917 Canadian/British	plain drab	open; lapels	yes	no box pleat
<sup>2.11</sup> 1918 Canadian/British	plain drab	open; lapels	no	no box pleat
<sup>2.12</sup> 1918-a Canadian/British	plain drab	open; lapels	no	no box pleat
<sup>2.14</sup> 1918-b (1942 Austerity) Canadian/British	plain drab	open; lapels	no	no box pleat



Cuffs	Rank Insignia	Dates	Comments
3-point panel (blank)	on shoulder straps	circa late 1914-1915	blank cuff panels worn only in Canada
3-point panel	on cuff	circa late 1914-late war	see comments 1904-f
plain with buttons spaced according to regiment (see comments)	on shoulder straps	1913-	button spacing: 3 evenly for Gren. Gds. and Cdn. Gren. Gds.; 6 in pairs for GGFG and CG; 6 in threes for SG; 8 in fours for IG; 5 evenly spaced for Welsh Guards; patch pockets without box pleats or bellows; breast, 3-point flaps & buttons; lower front, straight flaps, no buttons
pointed or gauntlet; no lace or braid	on shoulder straps	1916/1917-1930's	rank worn unofficially on shoulder straps from 1916
3-point panel	on cuff	1918-20 (Britain) 1918-22 (Canada)	limited use into 1930's because officers were permitted to wear out old uniforms prior to purchasing garments of the new pattern
pointed or gauntlet; no lace or braid	on shoulder straps	1918-1970	WWII examples usually have synthetic or synthetic/natural blend linings, are more green in colour and darker in shade; they are usually made of barathea as opposed to serge or whipcord
highlanders-gauntlet; all others-plain	on shoulder straps	1942-1945	no box pleats on breast pockets; bellows pockets on skirt front replaced by interior pockets with flaps, no buttons

\* Highland versions had front opening rounded off and gauntlet pattern cuffs

## GUARDS' PATTERN SERVICE DRESS

---

A special pattern Service Dress jacket was worn by officers of British and Canadian Foot Guards Regiments. The jacket was produced in both closed and open collar versions, had plain cuffs and the badges of rank were worn in metal on the shoulder straps. The breast pockets were without pleats and had three-point flaps and buttons. The lower front pockets had straight flaps and no buttons or bellows. The buttons on the open collar jacket were, three spaced equidistant in the Grenadier Guards (2.16) and Canadian Grenadier Guards, six in pairs in the Coldstream and Governor General's Foot Guards, six in threes in the Scots Guards, eight in fours in the Irish Guards, and five spaced equidistant in the Welsh Guards (Davis, *British Army Uniforms & Insignia*, pp 159-60 & *DR Canada*, 1943, p 35). An amendment to *Dress Regulations*, 1953 dated 17 January 1955 added the Canadian Guards with four buttons spaced equidistant.

Officers of the 100th Winnipeg Grenadiers are known to have worn the closed collar version of the Grenadier Guards jacket for a short period prior to the First World War even though they were denied permission to do so. It fastened with five buttons spaced equidistant (correspondence: L. Harcourt to HRH The Duke of Connaught, 5 December 1912 & Manitoba Museum Collection, Photo No. 2989) (2.15).

## 2.15 Officers' Universal Service Dress Jacket, Pattern 1904 Foot Guards



**2.15** Officers of the 100th Winnipeg Grenadiers, Camp Sewell, Manitoba, pre-First World War, wearing a version of the British Grenadier Guards Pattern jacket with box pleats on breast pockets, plain cuffs, rank badges on shoulder straps. Jackets fasten with five buttons, spaced evenly. (Manitoba Museum Collection)

## 2.16 Officers' Universal Service Dress Jacket, Foot Guards, Open Collar



**2.16** Officers, Scots Guards, wearing the special pattern jacket for Foot Guards. In the Scots Guards the jacket fastened with six buttons, grouped in two groups of three. Breast pockets are without box pleats and the lower front pockets are flat, without bellows. (private collection)

## GENERAL AND STAFF OFFICERS

---

General officers and substantive colonels on the Staff, wore their badges of rank on the shoulder straps from the time of the introduction of Service Dress and continued to do so thereafter. Their jackets cuffs were of the pointed type. Other Staff officers wore the regulation Service Dress jackets. Eventually, the practice was adopted, for Service Dress, of wearing coloured cloth gorget patches of the type that had been worn on the collar of blue patrol jacket. The British Army seems to have adopted this practice first, sometime prior to the First World War. In 1911 Canadian officers of the Permanent Force and the Active Militia were warned that, "Gorget patches are not to be worn on khaki jackets, the distinguishing feature of the staff officers in this uniform being the shoulder straps (two broad stripes of red cloth with a ½ inch serge light, badges of rank in metal" (*MGO 271, 27 May 1911*). In June 1914 Canadian Staff officers came into line with their British counterparts and discontinued wearing the previously mentioned shoulder straps. The new straps were of same material as the jacket. Rank badges were metal. The wearing of gorget patches, by Canadian Staff officers, was also officially sanctioned at that time (*MGO 282, 13 June 1914*). In 1917 Canada issued orders governing the wearing of coloured gorget patches on service dress jackets and corresponding coloured cap bands (*G.O. 27, 15 March 1917*) thus confirming existing practice.

# DISTINCTIONAS FOR OFFICERS HOLDING STAFF APPOINTMENTS (*GO 27, 15 March 1917*)

---

General Officers wore the gorget patches of their rank irrespective of any appointment that may have been held by them: gold embroidered oak leaves on a scarlet ground. All other officers holding General, Administrative, Technical and Departmental Staff and miscellaneous appointments wore either scarlet, blue or green gorget patches and cap bands as specified hereunder.

Scarlet gorget patches with a line of crimson gimp; scarlet band on cap:

## A. Appointments at Militia Headquarters

Military Members of Militia Council	Inspector General
<i>Directors General</i>	<i>Judge Advocate General</i>
Deputy Adjutant Generals	Staff Officer to Inspector Generals
Assistant Adjutant Generals	Directors
Military Secretaries	Assistant Directors
Assistant Judge Advocate General	Deputy Directors
Deputy Assistant Adjutant Generals	Staff Captains
Staff Lieutenants	

## B. Appointments other than at Militia Headquarters

Officer Commanding Military District	Brigade Major
Officer Commanding Division	Inspector of Cavalry
General Staff Officers	Inspector of Coast Defence Artillery
Assistant Adjutant-General	
Deputy Assistant Adjutant-Generals	
Aides-de-Camp	
Inspector of Horse, Field & Heavy Artillery	
Inspector of Engineers	
Officer Commanding Camps of Instruction	
Officer Commanding Brigade	
District Staff Adjutants	

**Blue cloth gorget patches with a line of crimson gimp,  
blue band on hat:**

**A. Appointments at Militia Headquarters**

Assistant Paymaster General

**B. Appointments elsewhere than at Militia Headquarters**

Commander, Royal Canadian Engineers  
Assistant Directors of Supplies & Transport  
Senior Ordnance Officer  
District Paymasters  
Provost Marshal  
District Signalling Officers  
Railway Transport Officers  
Embarkation Officers  
Director of Postal Services  
Military Landing Officer  
Principal Veterinary Officer  
Assistant Director of Medical Services  
Sanitary Officer

**Green cloth gorget patches with a line of green gimp,  
green band on cap:**

Barrack Officer  
Recruiting Officers  
Officer attached to Camps or Brigades for Musketry  
Chief Instructor, Canadian School of Musketry  
District Intelligence Officers  
Organizers and Inspectors of Cadet Corps  
Superintendent B.F. and P.T.  
Directors of B.F. and P.T.  
Inspectors of Pay Accounts  
Inspectors of Food Supplies

In 1921 (G.O. 148, 1 September 1922 effective 1 May 1921) special gorget patches that had been approved for general officers employed on the Headquarters Staff, probably in branch colors, (authorized by R.O. 107, 26 January 1918) were abolished, as were gorget patches for all except General officers and Substantive Colonels. Distinguishing armllets were substituted in their place. Gorget patches were in future to be as following:

- (a) General Officers-scarlet cloth with line of gold maple leaf embroidery and small gorget button.
- (b) Colonels Commandant, Colonels on the Staff, and Substantive Colonels except as otherwise stated - scarlet cloth with a line of crimson silk gimp and small gorget button.

Royal Canadian Army Medical Corps - dull cherry.

Royal Canadian Ordnance Corps - blue.

Royal Canadian Army Veterinary Corps - maroon.

Royal Canadian Army Pay Corps - yellow

All the above had a line of silk gimp the colour of the cloth.

By 1943, Dress Regulations stated the following with regard to the wearing of gorget patches:

“The gorget patch which, prior to and during the war of 1914-1918, was a staff distinction worn by all officers serving on the staff of the Army irrespective of rank or appointment, was abolished as such immediately after that war and is now a dress distinction worn only by field-m Marshals, general officers, brigadiers, acting, temporary, local and substantive colonels as an integral part of the uniform of such officers irrespective of the nature of their appointments.

Gorget patches are worn on the collar of... the service dress jacket, the battle dress blouse and the khaki drill jacket. Those worn on the... service dress and khaki drill jackets will be 3½ inches long and 1¼ inches wide, triangular at the points and shaped to fit the collar above the step.

Gorget patches worn on the battle dress blouse two inches long to the point and one inch wide...

Gorget patches will be of the following colours:

(a) For field-m Marshals and general officers - scarlet cloth except for general officers of the following corps:

- (i) Royal Canadian Army Medical Corps - Dull cherry.
- (ii) Royal Canadian Army Pay Corps - Primrose yellow.
- (iii) Canadian Dental Corps - Emerald green.
- (iv) Canadian Chaplain Service - Purple.

In each case the gorget patches... will have a line of gold oak leaf embroidery down the centre and a small gorget button. In the case of gorget patches worn on the battle dress, the line of gold oak leaf embroidery... will be replaced by a line of plain gold braid ½ inch wide.

(b) For brigadiers and acting, temporary, local and substantive colonels, scarlet cloth with a line of crimson silk gimp down the centre and a small gorget button, except that, for the corps mentioned in (a) above, the gorget patches will be of the colour specified with a line of silk gimp the colour of the cloth down the centre and a small gorget button." (*DR 1943*, p 18)



## OTHER RANKS' UNIVERSAL SERVICE DRESS JACKET, DRAB WOOL, PATTERN 1902 BRITISH

---

The Other Ranks' version of the Universal Service Dress jacket was made of drab mixture serge, with a minimum of 5 inches to spare over the breast measurement. It had a turned down (stand and fall) rolled collar (fastened with one hook and eye) one pleat each side of the collar, shoulder rifle patches, two breast pockets with box pleats, and two interior side pockets with exterior flaps. The side pockets were invariably lined in white cotton. The jacket was pleated slightly at the waist and had a wide false box pleat down the centre of the back. The removable shoulder straps were produced with *branch of service* coloured edging, although plain drab straps were also used. All pocket flaps were cut on a straight horizontal line and fastened with small buttons. The jacket fastened with five large buttons and the body was fabricated of four pieces of fabric. The jacket was unlined but the interior seams were reinforced with a covering of white linen as were the corners of the breast pockets. The shell dressing pocket, which was located inside the front right lower corner, and the pocket linings were white cotton. The sleeves were attached to the jacket with a double row of stitching. Metal badges, which identified the wearer' unit, were worn on the shoulder straps and the ends of the collar. British infantry regiments, however, did not normally wear collar badges. This jacket was not adopted by the Canadian Militia, however, it was issued to the 3<sup>rd</sup>, 4<sup>th</sup>, 5<sup>th</sup> and 6<sup>th</sup> Canadian Mounted Rifles for wear in South Africa as this contingent was supplied from British War Department stock (*SP 35a, 1903, p 92 & 94*) (2.17).

## 2.17 Other Ranks' Universal Service Dress Jacket, Pattern 1902



front



back



collar



shoulder strap

**2.17 front** Jacket came into use near the end of the Boer War and was issued to British troops and Canadian Mounted Rifles of the last contingent, who were supplied from British stores. Jacket is characterized by its low stand and fall collar which fastens with one hook and eye, a three inch wide box pleat down the centre of the back and detachable *slip-on* shoulder straps. (private collection)

**2.17 back** Note the box pleat which begins at the collar seam and continues to the hem. (private collection)

**2.17 collar** Collar could be turned up and fastened with a cloth tab and button in foul weather. (private collection)

**2.17 detachable shoulder strap** This example is plain drab but others had branch of service coloured piping and loops. (private collection)

In 1904 the jacket was modified by removing the cloth *branch of service* shoulder straps and replacing them with cords of plaited worsted braid as had been done with the officers' jacket. Embroidered cloth regimental/branch shoulder flashes replaced metal shoulder titles. They were worn on both upper arms one inch from the shoulder seam (2.18). Further modifications occurred in 1907 (*PVCN 1907*) when the drab shoulder cords and shoulder flashes were replaced with plain drab cloth shoulder straps with brass shoulder titles at the base. These straps were sewn into the shoulder seam. The box pleat on the back of the jacket was discontinued about this time. This jacket was acquired by some Canadian Militia regiments prior to the beginning of the War, even though a unique Canadian pattern had been approved in 1903. The 48th Highlanders and 79th Cameron Highlanders of Canada are, for example, known to have worn this pattern. The 1907 modification of the 1902 jacket was the pattern with which the British Expeditionary Force went to war in 1914 (2.19).

## 2.18 Other Ranks' Universal Service Dress Jacket, Pattern 1902-a



2.18 The Pattern 1902-a jacket is similar to the Pattern 1902 except that in 1904, plaited drab shoulder cords replaced detachable cloth shoulder straps. Evidence supporting use of this variant by Canadians has yet to be discovered. (private collection)

## 2.19 Other Ranks' Universal Service Dress Jacket, Pattern 1902-b



**2.19** Private, 79th Cameron Highlanders Company, 16th Battalion (Canadian Scottish) C.E.F., Salisbury Plain, 1915. This version of the Service Dress jacket, introduced in 1907, had plain drab cloth shoulder straps sewn into shoulder seams and retained low stand-and-fall collar which fastened with one hook and eye. Front opening rounded off at bottom in Highland units. Note the 1908 Canadian Pattern Web Equipment which saw limited use by the Canadian Militia, from 1910 to 1915. Armed with a Mark III Ross Rifle. (Camerons of Canada Regimental Museum Collection)

**2.19 back** Rear of the Pattern 1902-b jacket. Plain three-piece patrol rear has replaced the vertical box pleat. (Camerons of Canada Regimental Museum Collection)

In the Fall of 1914 a simplified service dress jacket was introduced. The rifle patches were eliminated as were the box pleats on the breast pockets. The interior seam reinforcing and pocket material remained as previously described. The body was constructed of three pieces of fabric. The simplified jacket of 1914 supplemented but did not replace the 1907 version, and the two jackets were worn concurrently. Members of the Canadian Expeditionary Force were issued jackets of the Simplified and other British patterns as replacements when

stocks of Canadian Pattern jackets were depleted (Duguid, *Official History*, p 145). The 1914 Jacket is known to have been made in Canada. An extant example, made by the T. Eaton Co. Limited and dated 1915, is in every respect to specification except for the collar which is of the stand pattern and the interior seam reinforcing and pocket linings which were of mustard drab twilled cotton (D. Karpins Collection) (2.20).

## 2.20 Other Ranks' Universal Service Dress Jacket, Pattern 1902 (Simplified)



**2.20** Private, Fort Garry Horse, Canadian Cavalry Brigade. Simplified version of Service Dress jacket introduced in Fall of 1914 and continued to be produced into 1915. It supplemented the 1907 version. Box pleats on breast pockets have been eliminated as have the rifle patches on front of shoulders. Example was made in Canada and has a stand collar. British made examples usually have the stand and fall type. (Dennis Karpins collection)

**2.20 back** Rear of the Pattern 1914 (Simplified) Jacket. Note that a single panel has replaced the three-piece patrol back of the Pattern 1902-b jacket. (Dennis Karpins Collection)

Production of the Simplified jacket ceased in 1915 with the adoption of a modified pattern (RACD P8407/1915). The modified jacket was similar in general appearance to the 1907 version. The body was constructed of five pieces, rifle patches and box pleats on breast pockets reappeared, the collar became slightly higher and now fastened with two hooks and eyes. The interior seam reinforcing and pocket linings remained the same except the breast pocket reinforcing strips were continued right across the top of each pocket (2.21).

## 2.21 Other Ranks' Universal Service Dress Jacket, Pattern 1902-d

2.21 Private, 1st Depot Battalion, Manitoba Regiment 1918. In 1915 final wartime modification to exterior of British-made Service Dress jacket occurred. Essentially the same as 1907 version, jacket retained the three-piece back, and rifle patches on the shoulders. Stand and fall collar became slightly higher and was fastened with two hooks and eyes. Late-war examples have only one pleat on either side of the neck opening (private collection)



From c. 1916 through 1918 British Other Ranks' service Dress jackets of the 1915 variant were also manufactured in Canada. These Canadian-made jackets had certain distinctive features. While all pocket flaps of the British production model were lined in drab wool of the same type as the jacket, on the Canadian produced version the lower front pocket flaps and sometimes the breast pockets, were lined in medium green cotton. The lower pocket linings, dressing pocket and all interior seam and pocket reinforcing were also of medium green cotton (Camerons of Canada Regimental Museum, Manitoba Museum and private collections) (2.22). The sleeves were lined with white cotton sheeting. The rifle patches were often omitted, and on some extant examples they appear to

have been added after production, possibly regimentally (Manitoba Museum Collection). Some jackets had a modified standing collar which fastened with two hooks and eyes. This modification will also be found on British-made jackets. Another interesting example of a Canadian produced British Pattern jacket, (Manitoba Museum Collection) fastens with the usual five buttons but they are of small size with correspondingly small button holes thus making it impossible to use the standard large buttons normally found on this type of jacket (2.23).

## 2.22 Other Ranks' Universal Service Dress Jacket, Pattern 1902-e (Canadian Manufacture)

2.22 Private, 43rd Infantry Battalion (Cameron Highlanders of Canada) C.E.F. The Pattern 1902 jacket was manufactured in Canada, with minor modifications, from ca. 1916 through 1918. Canadian-made examples have lined sleeves and often do not have rifle patches on front of shoulders. Lining materials also differed from those of British manufacture. (Cameron's of Canada Regimental Museum Collection)



## 2.23 Other Ranks' Universal Service Dress Jacket, Pattern 1902-g (Canadian Manufacture)

2.23 Corporal, 1st Depot Battalion, Manitoba Regiment, ca. 1918. Version of Canadian-made British Pattern jacket fastens with five *small size* Canada general service buttons of the type normally found on the 1903 Canadian Pattern jacket. Buttons holes are correspondingly small so that the large size buttons normally found on this pattern jacket could not be used. Rifle patches appear to be factory applied. Another variation of this jacket (Pattern 1902-f) was made with a stand collar. (Manitoba Museum Collection)



From 1915 through 1918 the exterior appearance of the British produced jacket remained essentially unchanged. However, the interior details changed as the War progressed. A general shift occurred from white linen seam and pocket reinforcing and white cotton pocket linings, to white cotton and drab cotton respectively, or all white cotton (1917-18) and eventually all drab cotton reinforcing and linings (1918) (2.24.1 through 2.24.8). On the final wartime production jackets of 1918 this was extended to include the interior facing of the front opening, which had previously been of the same drab wool as the jacket, and the undersides of all pocket flaps. The additional row of stitching around the arm holes is often absent on these late production jackets and the number of pleats on either side of the neck, previously two on wartime jackets, is reduced to one (examples in Parks Canada, Fort Garry Horse, Royal Winnipeg Rifles, Camerons of Canada, Manitoba Museum and private collections).

## 2.24 Chronology of Interior Linings, Other Ranks' Universal Service Dress, Pattern 1902



2.24.1



2.24.2

2.24.1 Patterns 1902, 1902-a, b, and c. 1902- ca.1915, white/natural linen and cotton.

2.24.2 Pattern 1902-d. 1915-1917+ - white linen and cotton.





2.24.3



2.24.4

2.24.3 Patterns 1902-e, f, and g (Canadian-made). 1916-1918, medium green cotton.

2.24.4 Pattern 1902-h. 1917-1918, white cotton.



2.24.5



2.24.6

2.24.5 Pattern 1902-j. 1917-1918, drab and white cotton

2.24.6 Pattern 1902-k. 1918, drab cotton (except interior facing of front opening).



2.24.7



2.24.8

2.24.7 Pattern 1902-l. 1918, drab cotton (including interior facing of front opening)

2.24.8 Pattern 1902-q (post-war Canadian-made). Light drab/mustard cotton (excluding interior facing of front opening). British-made examples (Pattern 1902-p) have light drab cotton linings, including the interior facing of the front opening.

## 2.25 Other Ranks' Universal Service Dress Jacket, Pattern 1902-i (Regimental Variant)

2.25 Regimental variant of wartime Service Dress jacket worn by the Royal Scots. Note gauntlet pattern cuffs which were not a standard feature on Highland and Lowland other ranks' service dress jackets. (Royal Winnipeg Rifles Museum Collection)



The jackets of the period 1915-1918 are also found with other Canadian modifications, the most common being the replacement of the stand and fall collar by a standing collar fastened with two hooks and eyes. Members of the 1st Canadian Contingent, when issued replacement British jackets for their worn out Canadian ones, had the shoulder straps altered by applying a facing of *branch of service* coloured fabric, thus emulating the Canadian Pattern jacket with which they had left home. The facing was applied to the upper surface, but a 3/16 inch of drab was left showing around the edge. Jackets with this modification will be encountered with either the stand-and-fall or standing collar. The interior seam reinforcing and pocket lining will vary depending on when the jacket was made (2.26, 2.27).

## 2.26 Other Ranks' Universal Service Dress Jacket, Pattern 1902-m (British/Canadian Alteration)

2.26 Sergeant, 2nd Canadian Motor Machine Gun Brigade, 1918. British-made jacket has had the collar altered from stand and fall to stand pattern. (private collection)



## 2.27 Other Ranks' Universal Service Dress Jacket, Pattern 1902-n (Canadian Alteration, 1st Contingent)

2.27 Corporal, Canadian Army Medical Corps. British-made jacket altered for member of the 1st Canadian Contingent by applying *branch of service* coloured cloth to upper surfaces of shoulder straps. Jacket has stand pattern collar, but also found with the stand and fall pattern (1902-o). (Royal Winnipeg Rifles Museum Collection)



Another variation, in the Museum of the Regiments Collection (Lord Strathcona's Horse Regimental Museum) has pointed pocket flaps, exterior patch-type lower front pockets and a stand and fall collar with slightly rounded points.

Following the Great War, the British jacket remained basically unchanged until 1924, when it became the *second jacket* and an *improved* pattern was introduced. The improved pattern was intended for ceremonial parades and walking out, the second jacket for drill and training (ACI 129, 1924). The new pattern was made by altering the old jacket. The width around the breast was reduced by 4-5 inches, the back by approximately  $\frac{1}{4}$  inches, the width of the upper sleeve was reduced and the collar made higher (ACI 693, 1924). Invariably these jackets have one pleat at each side of the neck, light drab cotton seam and pocket reinforcing, pocket linings, and interior facing on front opening. The undersides of all pocket flaps were also lined with cotton. A dart, not found on wartime jackets, was located at each side between the armpits and lower pockets (2.28). Canadian made examples of this pattern are similar but do not have the cotton facing on the interior of the front opening. The remaining cotton linings and reinforcing are the same as those of British production except they have a distinctive light drab/mustard hue. The unlined sleeves were attached with a double row of stitching whereas the British jacket retained the single row. A Canadian-made example in the Museum of the Regiments Collection (Calgary Highlanders Regimental Museum) has breast pockets with three-point flaps, lined sleeves and no rifle patches on the shoulders. There are darts between the armpits and the lower front pockets. Canadian cavalry jackets of the inter-war period sometimes were fitted with chain mail epaulettes (photos, Fort Garry Horse Museum Collection).

In 1942 the Canadian Army introduced the Jacket Serge, Drab (Open Collar) which could be worn on occasions when Battle Dress was not required. Loosely based on the 1902 Pattern jacket, it differed in many respects: the collar was of the open type, with lapels; there

were no shoulder straps; it had an attached waist belt of the same material as the jacket; all pockets were of the exterior patch type; the breast pockets had box pleats and pointed flaps with buttons and the lower front pockets had straight flaps and buttons. The jacket was worn with a drab shirt and a black necktie. It was not worn Overseas (2.29).

## 2.28 Other Ranks' Universal Service Dress Jacket, Pattern 1902-q (Postwar Canadian Manufacture)



**2.28 Private**, Queen's Own Cameron Highlanders of Canada, 1939-40. Post-war First World War (1924 +) jackets invariably had one pleat on each side of neck opening, and darts between armpits and lower front pockets. Canadian and British-made jackets differ mainly in the colour of the lining material. Canadian-made jacket linings have a distinctive light drab/mustard hue. (Camerons of Canada Regimental Museum Collection)



**2.28 Under Arm** Under Arm Dart, between armpit and lower front pocket, found on post-war jackets. (Camerons of Canada Regimental Museum Collection)

## 2.29 Jacket Serge, Drab (Open Collar) Pattern 1942 (Canadian)

**2.29 Corporal**, 48th Highlanders of Canada. Jacket modeled on the 1902 Pattern Service Dress jacket and provided a comfortable alternative to Battle Dress and old style Service Dress. Worn with a drab shirt and black necktie. Not worn Overseas. (private collection)



**TABLE  
2-2**
**OTHER RANKS' UNIVERSAL SERVICE DRESS DRAB JACKETS,  
DRAB WOOL, PATTERN 1902 BRITISH**

Pattern	Shoulder Straps	Collar	Back	Cuffs	Neck Pleats	Armhole Reinforcing Stitch	Interior Lower Front Pockets	Dressing Pocket
<sup>2.17</sup> 1902	detachable; branch piping	low stand & fall; 1 hook	box pleat	plain	1 each side	yes	white cotton	white linen
<sup>2.18</sup> 1902-a	drab plaited cord	low stand & fall; 1 hook	box pleat	plain	?	yes	white cotton	white linen
<sup>2.19</sup> 1902-b	drab cloth sewn-in	low stand & fall; 1 hook	plain; 3-piece patrol	plain	2 each side	yes	white cotton	white linen
<sup>2.20</sup> 1902-c (Simplified)	drab cloth sewn-in	stand & fall; 1 hook	plain; 1-piece	plain	2 each side	yes	white cotton	white linen
<sup>2.21</sup> 1902-d	drab cloth sewn-in	stand & fall; 2 hooks	plain; 3-piece patrol	plain	2 each side	yes	white cotton	white linen or cotton
<sup>2.22</sup> 1902-e Canadian Made	drab cloth sewn-in	stand & fall; 2 hooks	plain; 3-piece patrol	plain	2 each side	no	medium green cotton	not present on Highland variant
1902-f Canadian Made	drab cloth sewn-in	stand; 2 hooks	plain; 3-piece patrol	plain	2 each side	yes	medium green cotton	medium green cotton
<sup>2.23</sup> 1902-g Canadian Made	drab cloth sewn-in	stand & fall; 2 hooks	plain; 3-piece patrol	plain	2 each side	yes	medium green cotton	medium green cotton

Pocket Flap Lining	Interior Facing Front Opening	Interior Seam Reinforcing	Upper Breast Pocket Interior Reinforcing	Dates	Comments
drab wool	drab wool	white linen	2 short white linen pieces each	1902-1904	issued to 3, 4, 5, 6 CMR-Boer War
drab wool	drab wool	white linen	2 short white linen pieces each	1904-1907	limited Canadian use, if any
drab wool	drab wool	white linen	2 short white linen pieces each	1907-1915	eg: 79th Highrs pre-war and 79th Coy, 16th CEF-1914
drab wool	drab wool	white linen	2 short white linen pieces each	1914-1915+; manufacturing ceased in 1915	rifle patches & box pleats on breast pockets eliminated straight flaps on breast pockets
drab wool	drab wool	white linen	1 long white linen piece each	1915-1917+	
breast; drab wool; lower front: medium green cotton	drab serge	medium green cotton	medium green cotton	1916+ example dated 1916: 43rd Bn.	no rifle patches on front part of shoulders; sleeves lined
breast and lower front: medium green cotton	drab serge	medium green cotton	medium green cotton	example dated 1918: 5 CMR	rifle patches on front of shoulder appear to have been applied after mfg.
breast and lower front: medium green cotton	drab serge	medium green cotton	medium green cotton	undated example 1DBMR circa 1917-1918	rifles patches applied during manufacturing jacket fastens with 5 small buttons & has small button holes

TABLE  
2-2

CONTINUED

Pattern	Shoulder Straps	Collar	Back	Cuffs	Neck Pleats	Armhole Reinforcing Stitch	Interior Lower Front Pockets	Dressing Pocket
1902-h	drab cloth sewn-in	stand & fall; 2 hooks	plain; 3-piece patrol	plain	2 each side	yes	white cotton	white cotton
<sup>2.25</sup> 1902-i Regt'l Variant	drab cloth sewn-in	stand & fall; 2 hooks; lower edge sewn down	plain; 3-piece patrol	gauntlet	2 each side	yes	white cotton	white cotton
1902-j	drab cloth sewn-in	stand & fall; 2 hooks;	plain; 3-piece patrol	plain	2 each side	yes	drab cotton	white linen or drab cotton
1902-k	drab sewn-in	stand & fall; 2 hooks	plain; 3-piece patrol	plain	2 each side	yes	drab cotton	drab cotton
1902-l	drab sewn-in	stand & fall; 2 hooks	plain; 3-piece patrol	plain	1 each side	no	drab cotton	drab cotton
<sup>2.26</sup> 1902-m Canadian Alteration	drab sewn-in	stand; 2 hooks	plain; 3-piece patrol	plain	2 each side	varies depending	on	which
<sup>2.27</sup> 1902-n Canadian Alteration 1st Contingent	drab sewn-in; faced on upper surface with branch colour fabric	stand ; 2 hooks	plain; 3-piece patrol	plain	2 each side	varies depending	on	which



<b>Pocket Flap Lining</b>	<b>Interior Facing Front Opening</b>	<b>Interior Seam Reinforcing</b>	<b>Upper Breast Pocket Interior Reinforcing</b>	<b>Dates</b>	<b>Comments</b>
drab wool	drab wool	white cotton	1 long white cotton piece each	1917-1918	dated example 78th Bn & 2CMMG Bde.
drab wool	drab wool	white cotton	1 long white cotton piece each	circa 1917-1918	example Royal Scots
drab wool	drab wool	white cotton	1 long white cotton piece each	1917-1918	example 8th Bn-1917; 14 Fld. Amb. 43rd Bn 1918
drab wool	drab cotton	drab cotton	drab cotton	circa 1918	No. 2 Field Amb.
drab cotton	drab cotton	drab cotton	drab cotton	example dated 1918 1DBMR	known as demobilization jacket
<b>pattern</b>	<b>is</b>	<b>altered</b>		circa.1916-1918	
<b>pattern</b>	<b>is</b>	<b>altered</b>		circa 1916-1918	drab edging of 3/16" is left showing on shoulder straps; example CAMC 1917-18 as above; example 8th Bn

**TABLE  
2-2**

**CONTINUED**

Pattern	Shoulder Straps	Collar	Back	Cuffs	Neck Pleats	Armhole Reinforcing Stitch	Interior Lower Front Pockets	Dressing Pocket
<b>1902-o</b> <b>Canadian</b> <b>Alteration</b> <b>1st</b> <b>Contingent</b>	drab sewn-in; faced on upper surface with branch colour fabric	stand & fall; 2 hooks	plain; 3-piece patrol	plain	2 each side	<b>varies depending</b>	<b>on</b>	<b>which</b>
<b>1902-p</b> <b>Post-war</b>	drab; sewn-in	stand & fall; 2 hooks	plain; 3-piece patrol	plain	1 each side	no	light drab cotton	light drab cotton
<sup>2.28</sup> <b>1902-q</b> <b>Post-war</b> <b>Canadian</b> <b>Made</b>	drab; sewn-in	stand & fall; 2 hooks	plain; 3-piece patrol	plain	1 each side	yes	light mustard drab cotton	light drab/mustard cotton
<sup>2.29</sup> <b>Jacket</b> <b>Serge,</b> <b>Drab</b> <b>(Open</b> <b>Collar)</b> <b>1942</b> <b>Pattern</b>	drab; sewn-in	open; lapels	2-piece; central seam	plain,	1 each side	no	no; exterior, with straight flaps and buttons	no

Pocket Flap Lining	Interior Facing Front Opening	Interior Seam Reinforcing	Upper Breast Pocket Interior Reinforcing	Dates	Comments
pattern	is	altered		circa 1916-1918	as above; example 8th Bn
light drab cotton	light drab cotton	light drab cotton	light drab cotton	1924+	darts between breast & lower pockets
light mustard drab cotton	drab wool	light mustard drab cotton	light mustard drab cotton	WWII dated example Cams of Canada 1940	darts between breast and lower pockets
light mustard drab cotton	drab wool	light mustard drab seam binding and twilled cotton lining	none	1942-1945; dated example 48th Highr 1942	not worn overseas; drab wool waist belt with brass open frame 2-prong buckle attached at rear

## OTHER RANKS' UNIVERSAL SERVICE DRESS JACKETS, DRAB WOOL, PATTERN 1903 CANADIAN

---

The Canadian other ranks' version of the Universal Service Dress jacket was manufactured of drab mixture wool serge. It was very similar in design and fit to the scarlet, blue and rifle green undress frocks then in use by the Canadian Militia and was consequently of tighter fit than the British SD jacket. It had a stand collar and fastened with two hooks and eyes. Unit collar badges were normally worn on either side of the collar opening. There were two breast pockets with central box pleats and pointed flaps which fastened with small buttons. The two interior lower front pockets closed with exterior flaps which were straight-cut and without buttons. The sleeves were lined with white cotton sheeting. All interior seam reinforcing and pocket/linings were of natural linen. The jacket fastened down the front with seven small brass buttons of Canadian General Service Pattern. Buttonholes were correspondingly small precluding the use of large size GS buttons. Shoulder straps were of the slip-on, detachable *branch of service* type and followed the colour designations as those of the officers. Regimental and Corps designations were worn at the base of the shoulder straps in brass. The chevrons and badges of rank were also in *branch of service* colours. The jacket cuffs were pointed (GO 73, May 1903) (2.30).

### 2.30 Other Ranks' Universal Service Dress Jacket, Pattern 1903 Canadian

2.30 Private, cavalry, 1903-1913. Canadian Pattern jacket differed from British in many respects. It had a stand collar, pointed cuffs, lined sleeves, and fastened with seven small brass buttons. Shoulder straps were removable, slip-on type with *branch of service* coloured edging and loops. (private collection)



**2.30 shoulder** Slip-on shoulder strap. Yellow branch of service edging prescribed for cavalry regiments. (private collection)



The branch of service colours for rank badges were as follows:

BRANCH	COLOUR
Cavalry	blue on yellow
Artillery	red on blue
Engineers	blue on red
Infantry	white on red
Army Service Corps	blue on white
Army Medical Corps	cherry on white

These chevrons were made of worsted wool chevron tape on a contrasting wool cloth ground. Coloured chevrons were replaced by drab ones by 1909 (*Clothing of the Canadian Militia, 1909*, p 28).

The first modification of the Canadian Pattern Other Ranks' jacket occurred in 1913 (*CLC 15 August 1913*, pp 18-19). The method of attaching the shoulder straps and the *branch of service* colours changed. Jackets for the Non-Permanent units were provided with shoulder straps with laces at the base. The laces passed through a pair of eyelets near the shoulder seam, and were tied together inside the jacket (2.31). The shoulder straps of Permanent Force jackets were sewn directly into the shoulder seam.

## 2.31 Other Ranks' Universal Service Dress Jacket, Pattern 1903-a Canadian

**2.31** Private, infantry, 1913-1914+. In August 1913 the jacket was slightly modified. The branch colours were changed, as was method of attaching shoulder straps. In the Non-Permanent Militia the straps were tied on with laces, while those of the Permanent Force (1903-b) were sewn into the shoulder seam. (private collection)



## 2.31 Tie-on shoulder strap of the Pattern 1903-a Jacket.

**2.31 Shoulder** Shoulder strap of type introduced in 1913. Note that lace passes through two eyelets on the shoulder and is tied on inside. After 1914 only members of the First Canadian Contingent continued to wear coloured straps. ( private collection)



The new branch colours for shoulder straps were as follows:

BRANCH	COLOUR
Cavalry	Yellow
Infantry	Blue
Rifles	Green
Artillery	Red
Engineers	Blue, with a yellow loop
Canadian Army Service Corps	White, with blue loop
Canadian Army Medical Corps	Cherry
Canadian Army Veterinary Corps	Maroon
Guides	Red
Signalling Corps	French Grey
Canadian Ordnance Corps (N.P.)	Red, with blue loop

It was in this variant of service dress that the First Canadian Contingent embarked for overseas in 1914. As stocks of clothing on hand were totally inadequate (many non-permanent regiments had not been issued drab uniform clothing) a requisition for 40,000 drab jackets was made on 10 August. Purchase of an additional 40,000 was authorized on 2 October. Some of the serge for these uniforms was procured under contracts already in force with the Rosamond Woolen Mills, the Paton Mills and the Trent Valley Mills. These, however, could not supply the Government quickly enough and therefore additional contracts were let with the Forbes and Auburn Mills (Duguid, *Official History*, Appx. pp 70-72).

Prior to the end of 1914, the Canadian Pattern jacket was modified to include plain drab shoulder straps which were sewn into the shoulder seam (2.32). Jackets of the modified pattern were supplied to subsequent Canadian contingents, but original members of the First Contingent were permitted to retain their coloured straps for the duration of the war. During the war, some of the branch colours for First Contingent members were changed again: the CAVC adopted the yellow strap of the cavalry, the CAMC changed from cherry to maroon and the Canadian Engineers were given a small red tab with the letters "C.E." in blue which was worn just below the shoulder seam (*Law, C. Khaki*, p 6). As the war progressed, and the number of serving First Contingent soldiers dramatically decreased, the coloured shoulder strap became quite a status symbol. A further modification of the Canadian Pattern jacket (example in Royal Canadian Regiment Museum and photo 4 CMR) incorporated a stand and fall collar, small rifle patches on the front of the shoulders, and went so far as to have the pointed cuffs removed presumably in an effort to emulate the British Pattern jacket. The shoulder straps on this jacket are drab serge (2.33).

A very unusual variation of the Canadian 1903 Pattern jacket is in the Parks Canada Collection. This jacket was worn by an *officer* of the Queen's Own Rifles at the funeral of Edward VII in 1910. It follows the 1903 Other Ranks' Pattern in cut and details except that the stand collar is rifle green with a line of scarlet piping at the base. The shoulder straps are also rifle green and have a scarlet edging. On each strap are three white metal *pips* and a blackened copper "Q.O.R" shoulder title (backed with scarlet cloth) located between the lowermost and middle *pips*. All buttons are small size, white metal regimental pattern. A black wool mourning band is stitched around the left upper arm (2.34).

## 2.32 Other Ranks' Universal Service Dress Jacket, Pattern 1903-c Canadian



**2.32** Company Sergeant-Major, 5th Canadian Infantry Battalion C.E.F., ca. 1915. Following the departure of the First Contingent, in October 1914, all subsequent contingents were supplied jackets with plain drab shoulder straps. Some First Contingent men also received them as replacements as is the case with this example. (private collection)



**2.32 shoulder** Battalion shoulder flash, 5th Canadian Infantry. A minority of Canadian units wore embroidered cloth shoulder flashes during the War. The 5th was raised for Overseas service by a number of Western Canadian cavalry regiments. (private collection)



## 2.33 Other Ranks' Universal Service Dress Jacket, Pattern 1903-d Canadian

2.33 Royal Canadian Regiment, ca. 1915. Jacket modified to give it the appearance of a 1902 British Pattern jacket. Collar altered to stand and fall pattern, the pointed cuffs removed and rifle patches added to the front of shoulders. (Royal Canadian Regiment Museum Collection/Ralph McLean photo)



## 2.34 Universal Service Dress Jacket, Pattern 1903-e Regimental Variant (Officers')

2.34 Captain, 2nd Queen's Own Rifles of Canada. Other Ranks' Pattern jacket modified for wear by an officer by addition of rank insignia to shoulder straps. Rifle green collar and shoulder straps and scarlet edging are a regimental variation. (Parks Canada Collection)



**TABLE  
2-3**

**OTHER RANKS' UNIVERSAL SERVICE DRESS JACKETS, DRAB WOOL,  
1903 PATTERN CANADIAN**

Pattern	Shoulder Straps	Collar	Cuffs
<sup>2.30</sup> 1903 Drab Serge	slip-on with branch of service coloured piping and loops (see table)	stand; 2 hooks	pointed
<sup>2.31</sup> 1903-a Drab Serge N.P.	tie-on by means of laces on straps passing thru eyelets on shoulders; branch of service coloured piping and loops; solid coloured straps for several arms and services (see table)	stand; 2 hooks	pointed
1903-b Drab Serge P.F.	sewn in for Permanent Force; branch of service colours as above	stand; 2 hooks	pointed
<sup>2.32</sup> 1903-c	sewn in; plain drab	stand; 2 hooks	pointed
<sup>2.33</sup> 1903-d	sewn in; plain drab	stand and fall; 2 hooks	plain
<sup>2.34</sup> 1903-e Regimental Variant (Officers')	sewn-in; rifle green with scarlet piping	stand; 2 hooks; rifle green with scarlet piping at base	pointed

Skirt Pockets	Front Opening	Dates	Comments
internal, straight flaps, no buttons	7 buttons, small size, Canada GS Pattern	1903-1913	distinctive grey - drab colour
internal; straight flaps, no buttons	7 buttons, small size; Canada GS Pattern	1913-1914; worn by 1st Contingent CEF to 1918	change in some branch colours from previous pattern, see text; after 1914 worn Overseas by original 1st Contingent members only
internal; straight flaps, no buttons	7 buttons, small size, Canada GS Pattern	1913-14+ worn by 1st Contingent CEF to 1918	as above
internal; straight flaps, no buttons	7 buttons, small size, Canada GS Pattern	late 1914-post WWI	worn by 2nd and subsequent contingents on leaving Canada
internal; straight flaps, no buttons	7 buttons, small size, Canada GS Pattern	circa 1915-1918	rifle patches added to front of shoulders, examples: RCR & 5 CMR
internal; straight flaps, no buttons	7 buttons, small size regimental pattern	circa 1910	unusual officers' variant; captains' rank insignia on shoulder straps

## OTHER RANKS' UNIVERSAL SERVICE DRESS JACKETS, DRAB WOOL, CANADIAN HYBRID PATTERN

---

This jacket, which is seldom encountered, seems to have made its appearance sometime following the beginning of the Great War. I have called it the Hybrid Pattern because it incorporates features of not only the Canadian and British drab serge jackets but also the pre-war Canadian coloured frocks. The jacket was made of drab serge. It had a stand collar, breast pockets with box pleats and 3-point flaps which were in line with the second button. However, there were no lower front pockets. The jacket fastened with five small buttons, and had pointed cuffs. A mid-to-late war example is known to exist. It has the formation signs of the 4th Ammunition Sub-Park (French grey square, upon which is superimposed a black artillery shell) on each upper sleeve, but does not have pointed cuffs (2.35).

### 2.35 Other Ranks' Universal Service Dress Jacket, Hybrid-a Pattern Canadian

2.35 Hybrid jackets combined characteristics of British 1902 Pattern and Canadian 1903 Pattern drab jackets and pre-war Canadian Pattern coloured undress frocks. These jackets have standing collar, pointed cuffs and small closure buttons of the Canadian '03 jacket, five-button closure of the British '02 Pattern jacket and are without lower front pockets, a characteristic of pre-war Canadian coloured frocks. The Hybrid-b version does not have pointed cuffs. (private collection)



**TABLE  
2-4**

**OTHER RANKS UNIVERSAL DRESS JACKETS, DRAB WOOL,  
1ST WORLD WAR, CANADIAN HYBRID PATTERN**

Pattern	Shoulder Straps	Collar	Cuffs	Skirt Pockets	Front Closure	Dates	Comments
<sup>2.35</sup> Hybrid-a	plain drab	standing	pointed	none	5 small buttons	possibly early war	
Hybrid-b	plain drab	standing	plain	none	5 small buttons	possibly mid-late war	example: 4 A.S.P. with 1916- type distinguishing patches on sleeves

# WARRANT OFFICERS' UNIVERSAL SERVICE DRESS JACKETS, DRAB WOOL

---

Warrant Officers and Warrant Officers Class 1 (from 1915) wore Service Dress Jackets made of materials of the same quality as officers. Examples will be encountered which follow both the Officers' Pattern Service Dress and those of other ranks. When the officers' jacket pattern was utilized, it was intended that only the closed, stand and fall collar variant would be worn by those of warrant rank. With the introduction of an open collar jacket with lapels for officers, initial confusion led some warrant officers to provide themselves with jackets of that pattern. Orders were quickly issued disallowing the practice.

Warrant officers' jackets of Officer Pattern will be found in most of the officer variants, including the 1904 variant with plaited shoulder cords, *branch of service*, or plain drab cloth shoulder straps. Depending on date of manufacture these jackets may have an exterior waist band and/or an expanding box pleat down the back. The collar will be found in both the stand, and stand and fall patterns. The main difference between warrant officers' and officers' jackets of this type is the absence, on the cuffs, of the 3-point panels and rings of drab braid associated with officers' jackets. Warrant officers' jackets have either plain or pointed cuffs (2.36, 2.37, 2.38, 2.39, 2.40).

## 2.36 Warrant Officers' Universal Service Dress Jacket, Pattern 1904 (Officers')

**2.36** Warrant Officer, C.E.F. ca. 1914-15. Jacket is almost identical to British Pattern 1904 Officers' jacket except that cuffs are plain and lower front pockets have pointed flaps. Warrant officers' rank insignia on right cuff. External waistband. No box pleat on back. (private collection)



## 2.37 Warrant Officers' Universal Service Dress Jacket. Pattern 1904-a (Officers')



2.37



shoulder

**2.37** Warrant Officers, 8th Infantry Battalion (Winnipeg Rifles/Little Black Devils) C.E.F., 1916. Jacket is also based on 1904 Officers' Pattern but differs in having *branch of service* coloured shoulder straps of type approved for Canadian other ranks in 1913. Straight flaps on lower front pockets, plain cuffs. (private collection)

**2.37 shoulder** Note the green shoulder straps (rifle battalions) worn on the Pattern 1904-a Warrant Officers' jacket. (private collection)



2.38



2.39

## 2.38 Warrant Officers' Universal Service Dress Jacket, Pattern 1904-b (Officers')

**2.38** Warrant Officer Class 1, 183rd Infantry Battalion, C.E.F., 1916. Variant of 1904 Officers' Pattern jacket has pointed cuffs and plain drab shoulder straps. He is wearing the coat-of-arms badge prescribed for W.O. Class 1 in May 1915 when two grades of Warrant Officer were established. He would have received this appointment while previously serving Overseas, as Warrant Officers Class 1 were not appointed in Canada until after the War. (private collection)

## 2.39 Warrant Officers' Universal Service Dress Jacket, Pattern 1904-c (Officers')

**2.39** Warrant Officer, 233rd Infantry Battalion, C.E.F. ca., 1916. Version of the 1904 Officers' Pattern jacket has stand collar, three-point flaps on all pockets, pointed cuffs, fastens with six buttons. External waistband (Wayne Cline Collection)



## 2.40 Warrant Officers' Universal Service Dress Jacket, Pattern 1904-d (Officers')



2.40 Pipe Major, Queen's Own Cameron Highlanders of Canada, 1941. Second World War version of 1904 Pattern Warrant Officers' jacket has gauntlet pattern cuffs and cut-away/rounded lower front opening worn by Highlanders to accommodate the sporran. No external waist band. (Cameron's of Canada Regimental Museum Collection)

Badges of rank were worn on the forearm of the jacket. Prior to May 1915 this consisted of a crown on the right arm. Thereafter, with the establishment of two grades of warrant officer, the insignia of rank for most Warrant Officers Class 1 serving Overseas became the Royal arms and that of Warrant Officer Class 2, the crown. These insignia were worn on both arms. Canada continued to appoint only the one (pre-May 1915) grade of warrant officers for the duration of the war. However, Canadians who received Warrant Officer Class 1 appointments in the field were permitted to retain same on returning to Canada.

Some warrant officers' jackets were produced along the lines of the various Other Ranks' Pattern jackets. They were, however, made of better quality fabric. Examples of jackets in this category are known to exist in the 1902 pattern (with plain drab shoulder straps, rifle patches and a noticeably higher than normal stand and fall collar) (2.41.a, 2.41.b) and 1904 patterns (with low stand and fall collar and plaited drab shoulder cord, but without rifle patches on the shoulders) (2.43). Tailor made versions of the 1903 Canadian Pattern tunic were also made. These may have rifle patches added and a high, stand and fall collar (2.42).

## 2.41.a Warrant Officers' Universal Service Dress Jacket Pattern 1902 (Other Ranks')



2.41.a R.S.M. John Moyer, 90th Infantry Battalion (Winnipeg Rifles) C.E.F. ca. 1915. Based on the 1907 version of Other Ranks' 1902 British Pattern Service Dress jacket, this tailor-made example has a much higher collar than would normally be found on other ranks' jacket. (private collection)



2.41b



2.42

## 2.41.b Warrant Officers' Universal Service Dress Jacket, Pattern 1902 (Other Ranks')

**2.41.b** Bandmaster, 8th Infantry Battalion (Winnipeg Rifles/Little Black Devils) C.E.F., ca. 1915. The stand and fall collar has been hooked along the forward edges to give the appearance of being a stand pattern collar. (Bruce Tascona Collection)

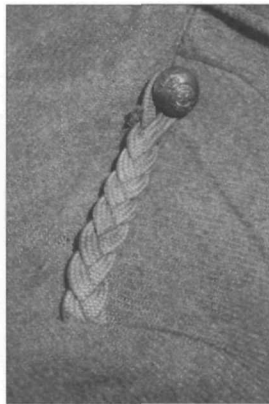
## 2.42 Warrant Officers' Universal Service Dress Jacket. Pattern 1903 (Other Ranks')

**2.42** Sergeant-Major, Gymnastics Staff, C.E.F. Jacket is based on Canadian 1903 Pattern Other Ranks' jacket. Collar modified to stand and fall pattern and rifle patches have been added to shoulders. (Wayne Cline Collection)

## 2.43 Warrant Officers' Universal Service Dress Jacket, Pattern 1904 (Other Ranks')



**2.43 front** Jacket loosely based on 1904 version of British 1902 Pattern Other Ranks' jacket. Plaited drab shoulder cords and low stand and fall collar (one hook and eye) of 1904 jacket. Breast pockets differ from the pattern in that they have three-point flaps, and there are no lower front pockets. (private collection)



**2.43 shoulder** Plaited drab shoulder cord of the 1904 Warrant Officers' jacket.

During the First World War, Canadian Warrant Officers, Class 1, who had been duly appointed by proper authority in accordance with King's Regulations and the establishment of their unit, were granted an outfit allowance of \$100.00 after arrival in England (*FI & A, CEF, 1916, p 99*).

In 1921, the following regulations governed the clothing of Canadian warrant officers:

*"Dress, Warrant Officers, Permanent Force. The drab cap, jacket and trousers to be worn in future by Warrant Officers Class I will, as regards pattern, be identical with the officers' pattern, with the exception that the collar will not be of the low roll type but will be of the high folded pattern, similar to that worn by rank and file. Consequently, uniform shirt collars and ties will not be worn by Warrant Officers Class 1."* (G.O.150, 1 June 1921).

During the Second World War permission was granted for Warrant Officers Class 1 to wear the open collar jacket. If warrant officers were still in possession of the stand and fall collar jacket, they were permitted to continue to wear it until replacement became necessary (*DR 1943*, p 58).

Second World War examples of officer quality warrant officers' jackets of the closed collar pattern were produced in at least three varieties:

1. patch breast pocket with box pleats, flaps and buttons; exterior bellows type lower front pockets with flaps and buttons
2. patch breast pockets with box pleats, flaps and buttons; interior lower front pockets with exterior flaps and buttons
3. patch breast pockets *without* box pleats; interior lower front pockets with exterior flaps, without buttons

Jackets of the above type were mainly worn by Warrant Officer Bandmasters and Pipe and Drum Majors (2.44, 2.45, 2.45.1).

## 2.44 Warrant Officers' Universal Service Dress Jacket, Pattern 1904-e (Officers')

**2.44** Pipe Major, Queen's Own Cameron Highlanders of Canada, mid-Second World War. Jacket has internal lower front pockets and detachable cloth waist belt, characteristic of those made during the Second World War. Plain cuffs. No external waistband. (private collection)



## 2.45 Warrant Officers' Universal Service Dress Jacket, Pattern 1904-f (1942 Austerity Pattern, Officers')



2.45 Pipe Major, Calgary Highlanders, ca 1945-47. Jacket incorporates features of Officers' 1942 Austerity Pattern Jacket including an absence of box pleats on breast pockets and internal lower front pockets. (Cameron of Canada Regimental Museum Collection)

## 2.45.1 Warrant Officers' and Non-Commissioned Officers' Rank Insignia

NON-COMMISSIONED OFFICERS			
RANK	RANK BADGES		DUTIES
	RIGHT ARM ONLY JACKET	EXCEPT IN SPECIAL CASES GREAT-COAT	
BOMBARDIER (ARTILLERY), 2ND. CORPORAL (ENGINEERS) OR LANCE-CORPORAL *			COMBATANT AND ORDERLY DUTIES
CORPORAL			DITTO
LANCE-SERGEANT †			DITTO
SERGEANT			DITTO
SQUADRON, BATTERY OR COMPANY QUARTER-MASTER SERGT			I/C ARMS, AMMUNITION, EQUIPMENT, CLOTHING, STORES AND SUPPLIES FOR SQDN, BATT, OR CO., UNDER REGIMENTAL, OR BATTALION QUARTER-MASTER.
SQUADRON, BATTERY OR COMPANY SERJEANT-MAJOR			N.C.O. ASSISTANT TO SQUADRON, BATTERY OR COMPANY COMMANDER
QUARTER-MASTER SERJEANT ‡			I/C ARMS, AMMUNITION, EQUIPMENT, CLOTHING, STORES AND SUPPLIES FOR REGT. OR BATTALION — UNDER QUARTER-MASTER
SERGEANT-MAJOR			N.C.O. ASSISTANT TO COMMANDING OFFICER
ABRIDGED LIST	<b>WARRANT OFFICERS</b>		SEE IMPERIAL K.R.&O., PARA. 262.
RANK	RANK BADGES		DUTIES
	RIGHT ARM ONLY JACKET	EXCEPT IN SPECIAL CASES GREAT-COAT	
WARRANT OFFICER			REGIMENTAL OR BATTALION SERJEANT-MAJOR
			BANDMASTER
* RANK OF LANCE-CORPORAL IS TROOPER, PIONEER, PRIVATE, BUGLER, DRUMMER OR BANDSMAN, ETC. † RANK IS THAT OF CORPORAL ‡ STAR WORN ONLY BY REGIMENTAL OR BATTALION QUARTER-MASTER SERJEANT. DISTINCTIVE BADGES INDICATING ARM OR BRANCH OF SERVICE WORN IMMEDIATELY ABOVE CHEVRONS OF N.C.O.'S, THUS, FARRIER-SERGEANT =  BATTERY SERJEANT-MAJOR =			

C.R. Young, Capt., U of T. Contingent, C.&T.C.

**TABLE  
2-5**
**WARRANT OFFICERS' UNIVERSAL SERVICE DRESS JACKETS,  
DRAB WOOL\***

Pattern	Shoulder Straps	Collar	Cuffs	Waist Band	Neck Pleats	Breast Pockets
2.41a, 2.41b <b>1902 (Other Ranks')</b>	drab	stand and fall; 2 hooks	plain	no	2 each side	box pleats; 3-point flaps with buttons
2.42 <b>1903 (Other Ranks')</b>	drab	stand and fall; 2 hooks	pointed	no	2 each side	box pleats; pointed flaps
2.43 <b>1904 (Other Ranks')</b>	drab plaited cord	stand and fall; 1 hook	plain	no	none	box pleats; 3-point flaps; top 1" below middle of 2nd button
2.36 <b>1904 (Officers')</b>	drab plaited cord	stand and fall	plain	yes		box pleats; 3-point flaps with buttons
2.37 <b>1904-a (Officers')</b>	branch of service colour	stand and fall	plain	yes	none	box pleats; 3-point flaps with buttons
2.38 <b>1904-b (Officers')</b>	drab	stand and fall	plain	yes	none	box pleats; 3-point flaps with buttons
2.39 <b>1904-c (Officers')</b>	drab	stand	pointed	yes	none	box pleats; 3-point flaps with buttons
2.40 <b>1904-d (Officers')</b>	drab	stand and fall	plain	no	none	box pleats; 3-point flaps with buttons
2.44 <b>1904-e (Officers')</b>	drab	stand and fall	plain	no	1 each side	box pleats; 3-point flaps with buttons
2.45 <b>1904-f (1942 Austerity Pattern)</b>	drab	stand and fall	plain	no	none	no box pleats; 3-point flaps with buttons



Lower Front Pockets*	Rifle Patches	Date	Comments
internal with straight flaps and buttons	yes	circa 1915-1918	based on 1907 version of 1902 British Other Ranks' SD jacket but tailor made with higher collar
internal with straight flaps, no buttons	yes	circa 1914-1918	based on 1903 Canadian Other Ranks' jacket; front opening fastens with 7 small size Canadian GS buttons
none	no	circa 1904-WWI	based on 1904 British Other Ranks' jacket; example. fastens with 5 small Canadian GS buttons
bellows type; 3-point flap (leading edges rounded) with buttons	no	circa 1904-1918	based on 1904 British Officers' jacket but with plain cuffs
bellows type; straight flaps with buttons	no	1913-1914+ (To 1918 by 1st Contingent)	based on British 1904 Officers' jacket but has plain cuffs and coloured shoulder straps; after 1914 worn only by original members of 1st Overseas Contingent
bellows type; straight flaps with buttons	no	1914-1918	based on Officers' Pattern
bellows type; 3-point flaps with buttons	ne	1914-1918	based on Officers' Pattern
bellows type; straight flaps with buttons	no	1918-WWII	based on Officers' Pattern
interior pockets with exterior flaps and buttons	no	WWII	worn by W.O.I.; when replacement became necessary, an Officers' SD jacket with open collar and lapels was to be acquired; also worn by band masters, pipe and drum majors.
interior pockets with exterior flaps; no buttons	no	1942-1945	worn by Band Master, Pipe and Drum Majors

\* Since World War II, Warrant Officers Class 1 have worn Officers' Pattern Service Dress, khaki Drill and Tropical Worsted jackets with open collar and lapels.

\* Jackets of Warrant Officers of Highland regiments have rounded front opening and usually have 3-point flaps on the skirt pockets.

# CLOTH INSIGNIA WORN ON FIRST WORLD WAR CANADIAN SERVICE DRESS UNIFORMS

---

This section briefly covers regimental and corps shoulder flashes, distinguishing patches of higher formations, wound badges and service chevrons. A discussion of cloth slip-on shoulder insignias, shoulder flashes and distinguishing patches etc. of the Second World War will be found in Section 4, Battle Dress. For a more detailed treatment of distinguishing patches see Law, Clive M, *Distinguishing Patches, Formation Patches of the Canadian Army*.

## SHOULDER FLASHES

The earliest use of regimental shoulder flashes on Universal Service Dress uniforms dates to 1904 when they were adopted by the British Army. These insignia were embroidered on a coloured wool cloth ground and incorporated the regimental or corps name or an abbreviation thereof. They were short-lived. In 1907 the SD jacket was modified. Cloth shoulder straps replaced plaited shoulder cords, and shoulder flashes were replaced by brass shoulder titles worn at the base of the shoulder straps.

During the First World War a minority of Canadian units adopted embroidered cloth shoulder flashes. They were worn at the top of each sleeve and were embroidered in coloured thread on a wool cloth ground. The ground fabric was often wool serge of similar colour to the jacket, but other colours were used also including navy blue, green and red. Cloth shoulder flashes were never a universal issue to Canadians during the Great War. Depending on the period of use, they were sometimes worn alone and sometimes in combination with formation signs. For example, the 5th Battalion seems to have worn shoulder flashes prior to the adoption of universal distinguishing patches in 1916, giving them up thereafter. The Princess Patricia's Canadian Light Infantry initially wore shoulder flashes alone but later wore them

in conjunction with distinguishing patches, as did the 46<sup>th</sup> Battalion (examples of uniforms in private collections).

Canadian units known to have worn cloth shoulder flashes during the First World War include: Canadian Corps School; Khaki University of Canada; Fort Garry Horse; Canadian Cavalry Band; Princess Patricia's Canadian Light Infantry; 5<sup>th</sup>, 6<sup>th</sup>, 12<sup>th</sup>, 27<sup>th</sup>, 46<sup>th</sup>, 49<sup>th</sup>, 90<sup>th</sup>, 111<sup>th</sup>, 160<sup>th</sup>, 166<sup>th</sup>, 207<sup>th</sup>, 217<sup>th</sup>, 244<sup>th</sup>, 255<sup>th</sup> Infantry Battalions; 2<sup>nd</sup> and 3<sup>rd</sup> Canadian Mounted Rifles; "Motor Machine Guns"; 2<sup>nd</sup> and 5<sup>th</sup> Pioneer Battalions; No. 2 and 9 Field Ambulance; "Cyclists" and Canadian Army Dental Corps. In addition, a number of city and provincial flashes existed. They were embroidered in light blue on drab wool and included: Winnipeg, Prince Rupert, Toronto, Vancouver, Alberta, Nova Scotia (worn by the 25<sup>th</sup> Battalion; photo, B. Tascona Collection) Saskatchewan, Prince Edward Island and Newfoundland.

## DISTINGUISHING PATCHES

Distinguishing patches were a means of identifying the brigade, division, and in the case of the Canadian Corps, the battalion of the wearer. The advantages of these insignia are obvious: quick and accurate identification of formations and units, leading to more effective control during all phases of war.

Canadian distinguishing patches (battle patches) were introduced in August 1916 and initially were intended to be worn on the back below the collar. This plan seems to have been short-lived. Within two weeks the 2nd Division was permitted to wear its patches on each arm underneath the shoulder seam (Law, *Distinguishing Patches*, p 3) and soon most Divisions appear to have taken up the practice<sup>5</sup>. The 3<sup>rd</sup> Division, however, seems to have initially followed the original instructions and worn the patch on the back. There is some photographic evidence to support this<sup>6</sup>, but by May 1917 the 3rd Division had fallen into line with the rest of the Corps, wearing its patches on both arms (*RO 1839*, May 1917).

Distinguishing patches were made of wool, and in the case of the infantry, consisted of a rectangle three inches wide by two inches high, surmounted by a smaller secondary geometric shape (circle, half circle, triangle or square). The colour of the rectangle indicated the wearer's division: 1<sup>st</sup> - red; 2<sup>nd</sup> - blue, 3<sup>rd</sup> - black (changed to French Grey in May 1917, *RO 1839*) 4<sup>th</sup> - green, 5<sup>th</sup> - garnet (purple). The colour of the secondary geometric shape indicated the seniority of the wearer's brigade within the Division: green - senior brigade; red-intermediate brigade; blue - junior brigade. The shape of the secondary device indicated the seniority of the wearer's battalion within the Brigade: Circle - senior battalion; half circle - second senior battalion, triangle - third senior battalion; square - junior battalion. This system made it possible for each of the 48 battalions

<sup>5</sup> Photograph of senior NCOs, 16<sup>th</sup> Canadian Scottish, 1<sup>st</sup> Division wearing formation signs on upper sleeves dated 21 September 1916, private collection; Russenholt, E.S., *Six Thousand Canadian Men*, p 43, "...the 44<sup>th</sup> men (4<sup>th</sup> Division) sew patches on either arm of their tunics, just below the shoulder little rectangles of green surmounted by a smaller green circle," October 1916.

<sup>6</sup> Photo No. 40.78d.102, Camerons of Canada Museum, Officers, 43rd Battalion, Auchel, France, winter of 1916-1917. By this time distinguishing patches should have been in use in the Battalion yet they do not appear on the sleeves of the officer's uniforms. The same is true of a photo of the Scout Section, 43<sup>rd</sup> Battalion taken in March 1917. In all probability the distinguishing patches were on the back, below the collar, and out of view of the camera.

of the Canadian Corps to have its own unique insignia while at the same time identifying the wearer's brigade and division.

Brigade headquarters troops wore divisional patches surmounted by a 3 by ½ inch cloth bar in the brigade colour. Divisional engineers wore the letters "C.E." on a 2 by 1 inch red patch superimposed on the appropriate divisional rectangle. Divisional machine gun battalions wore a maroon arrow superimposed on the divisional patch, while other divisional troops (Artillery, Army Service Corps, Army Medical Corps) wore the plain rectangular patch of their division (DND/DHH File 506.089 (D3) *Description of Distinguishing Patches Worn by CEF, 5 October, 1927*).

The positioning of distinguishing patches seems to have varied between divisions. For example, the 5<sup>th</sup> Battalion (1<sup>st</sup> Division) wore their patches two inches below the shoulder seam (DND/DHH File 5<sup>th</sup> Battalion, CEF), the 2<sup>nd</sup> Division one inch below the shoulder seam (Law, *Distinguishing Patches*, p 4) while the 43<sup>rd</sup> Battalion (3<sup>rd</sup> Division) wore its patches touching the shoulder seam (*Dress Regulations, 43<sup>rd</sup> Canadian Battalion, 10 March 1918*). In actuality they were often worn ¼ inch below the shoulder seam (examples: 43<sup>rd</sup> Bn. Officers' and Other Ranks' SD jackets, Camerons of Canada Museum).

It is of interest to note that, prior to the universal introduction of distinguishing patches in 1916, the 5<sup>th</sup> Battalion adopted a special insignia of its own. This consisted of a rectangular patch of corded silk ribbon, 2 inches wide by 1½ inches high, dark brown in colour with two vertical gold stripes. The patch was worn by officers on both sides of the helmet cover and by other ranks on the left side only (*5th Battalion, Battalion Orders, Part I, 29 June 1916*).

First World War veterans who had served in a theatre of war with the CEF, and who joined the Canadian Militia following the War, were permitted to wear the patches of their former wartime units. If the member had served in more than one unit he could choose which patch to wear. These patches were not provided from Ordnance Stores and therefore had to be obtained at the expense of the individual (*MO 525, 2 November 1921*). The practice was disallowed effective 1 January 1929.

## WOUND BADGES

The following distinction in dress was authorized to be worn on the Service Dress jacket by all officers and other ranks who had been wounded since 4 August 1914:

*“Strips of gold Russia braid, No. 1, two inches in length sewn perpendicularly on the left sleeve of the jacket to mark each occasion on which wounded. In the case of officers, the lower end of the first strip of gold braid will be immediately above the upper point of the flap on the cuff. Warrant officers non-commissioned officers and men will wear the gold braid on the left sleeve, the lower edge of the braid to be three inches from the bottom of the sleeve. The additional strips of gold braid, marking each subsequent occasion on which wounded, will be placed on either side of the original one at half-inch interval. Gold braid will be obtained free on indent from the Canadian Ordnance Corps; the sewing on will be carried out regimentally without expense to the public.” (GO 82, 1 September 1916).*

## SERVICE CHEVRONS

Chevrons recognizing overseas war service of British Empire forces, were authorized for wear on the Service Dress jacket in 1918 (*AO 4, 1918; RO (CEF) 508, 1 May 1918*). British troops were entitled to chevrons upon leaving the United Kingdom. Dominion troops (including Canadians) qualified when they left their respective home countries and for them service in the UK counted. The qualifying period began on 5 August 1914 and continued through 1 May 1920 (*GO 46, 25 February 1920*). Service personnel were entitled to the first chevron upon leaving their home country. An additional chevron was granted for each successive twelve month period of overseas service. Service did not need to be continuous.

Chevrons were produced in red and blue embroidery on drab wool cloth. An all cotton embroidered version backed with cotton drill was also produced presumably for wear on the Khaki Drill jacket. Chevrons earned on or before 31 December 1914 were red and those earned on or after 1 January 1914 were blue. Chevrons were worn on the right forearm, point up. For officers with Three-point panel cuffs, the lowest chevron was worn one inch above the top point of the flap and for those with pointed cuffs, immediately above the point. For other ranks, the lowest chevron was four inches above the bottom edge of the sleeve. Red chevrons, when worn, were always lowermost (2.45.2).



## 2.45.2 First World War Canadian Shoulder Flashes, Distinguishing Patches and Service Chevrons.



2.45.2 Top row: unit shoulder flashes. Second row: shoulder flash, Princess Patricia's Canadian Light Infantry; distinguishing patch, Fort Garry Horse; shoulder flash, Canadian Army Dental Corps. Third row: Distinguishing patches 25th Infantry Battalion (5th Brigade, 2nd Division) 44th Infantry Battalion, officers' (10th Brigade, 4th Division) 31st Infantry Battalion, officers' (6th Brigade, 2nd Division). Fourth row: service chevrons for khaki drill jackets; distinguishing patch, Lord Strathcona's Horse; service chevrons for drab wool jackets. (private collection)

# CANADIAN FORCES SERVICE DRESS JACKETS

---

In 1967 the Canadian Forces Unification Act set the groundwork for the amalgamation of the Royal Canadian Navy, the Canadian Army and the Royal Canadian Air Force into a single service known as the Canadian Armed Forces. This amalgamation took effect on 1 February 1968.

A new uniform for the unified force made its first public appearance on Canada Day, 1 July 1967. The original prototype was modified slightly and issue of the new uniform to the Regular Force began in 1969. Issues to the Regular Force were completed by 1971 (Summers & Chartrand, *Military Uniforms in Canada*, p 164). Some Reserve units did not receive the new uniforms until 1974 (Tyler, G. *The Lion Rampant*, p 87).

The new uniform was essentially the same for officers and other ranks, the difference being the positioning of rank insignia. Officers wore the rank on the cuffs in the form of gold bands of varying width. Other ranks wore traditional, albeit slightly modified, army rank badges on the upper or lower sleeve depending on rank. General Officers' jackets had shoulder straps which displayed their badges of rank, in addition to wide gold bands around each cuff.

The Coat, Man's Service Dress, Rifle Green, was made of light weight wool/polyester fabric in the traditional dark shade worn by Canadian volunteer rifle companies and later by rifle battalions/regiments. The jacket had an open collar with lapels, plain cuffs, patch breast pockets with box pleats, 3-point flaps and small buttons. There were internal lower front pockets which had a straight flap without buttons. The jacket fastened with four medium anodized brass buttons of Canadian Forces Pattern. There were no shoulder straps, except for General Officers. Unit collar badges were worn by all ranks, as were cloth "CANADA" shoulder flashes which were

embroidered in gold on rifle green. These were worn one inch below the shoulder seam. By 1980 most units of the Land Forces had replaced these with coloured regimental pattern cloth shoulder flashes. These were often based on patterns worn during the Second World War (Correspondence D. Ceremonial to HQ, FMC, 1 February 80; CO Cams of C to D. Ceremonial, 4 October 80) (2.46).

## 2.46 Coat Man's Service Dress, Rifle Green, Canadian Forces

2.46 Sergeant, The Queen's Own Cameron Highlanders of Canada. Issue of this pattern jacket to the recently combined Canadian Forces (Navy, Army and Air Force) began in 1969. (private collection)



In 1985 the Land, Sea and Air Elements of the Canadian Forces returned to wearing Distinctive Environmental Uniforms (DEU). These uniforms were based on traditional differences in dress of the former three services, but were not a reversion to pre-unification uniforms. The new Air Force uniform was blue-grey and that of the Navy was navy blue. The Army uniform remained rifle green in colour. The new jacket was designated the Coat, Man's Service Dress, Heavy Weight, Land. It was similar in appearance to the previous pattern but was made of a heavier weight wool (65%) polyester (35%) blend. Other changes included the addition of shoulder straps with brass unit shoulder titles at the base, and gold on green embroidered "CANADA" shoulder flashes. Rank insignia remained unchanged. The phasing in of this uniform began in 1985/86 and was completed by 1987 (2.47). A jacket for summer wear was also provided. It was of the same style as the heavy weight jacket but made of tan coloured, light weight wool/polyester fabric (*Reservist*, Vol. 11 No. 2 April 1985, p 1). It was phased into service between 1985 and 1988 but was withdrawn in 1998 (verbal communication with R.Q.M.S, Camerons of Canada, March 2002) (2.48).

## 2.47 Coat, Man's Service Dress, Heavy Weight, Land

2.47 Sergeant, The Queen's Own Cameron Highlanders of Canada. In 1985 the Canadian Forces returned to wearing distinctive environmental uniforms (DEU). The Army received an improved rifle green coloured jacket, of heavier weight, with shoulder straps. This pattern is still in service. (DND)



## 2.48 Coat, Man's Service Dress, Tan

**2.48** Master Corporal, The Queen's Own Cameron Highlanders of Canada. In 1985, the Army also received a lightweight, tan version of the new Service Dress jacket for wear in warm weather. It was withdrawn in 1998. (Cameron's of Canada Regimental Museum Collection)

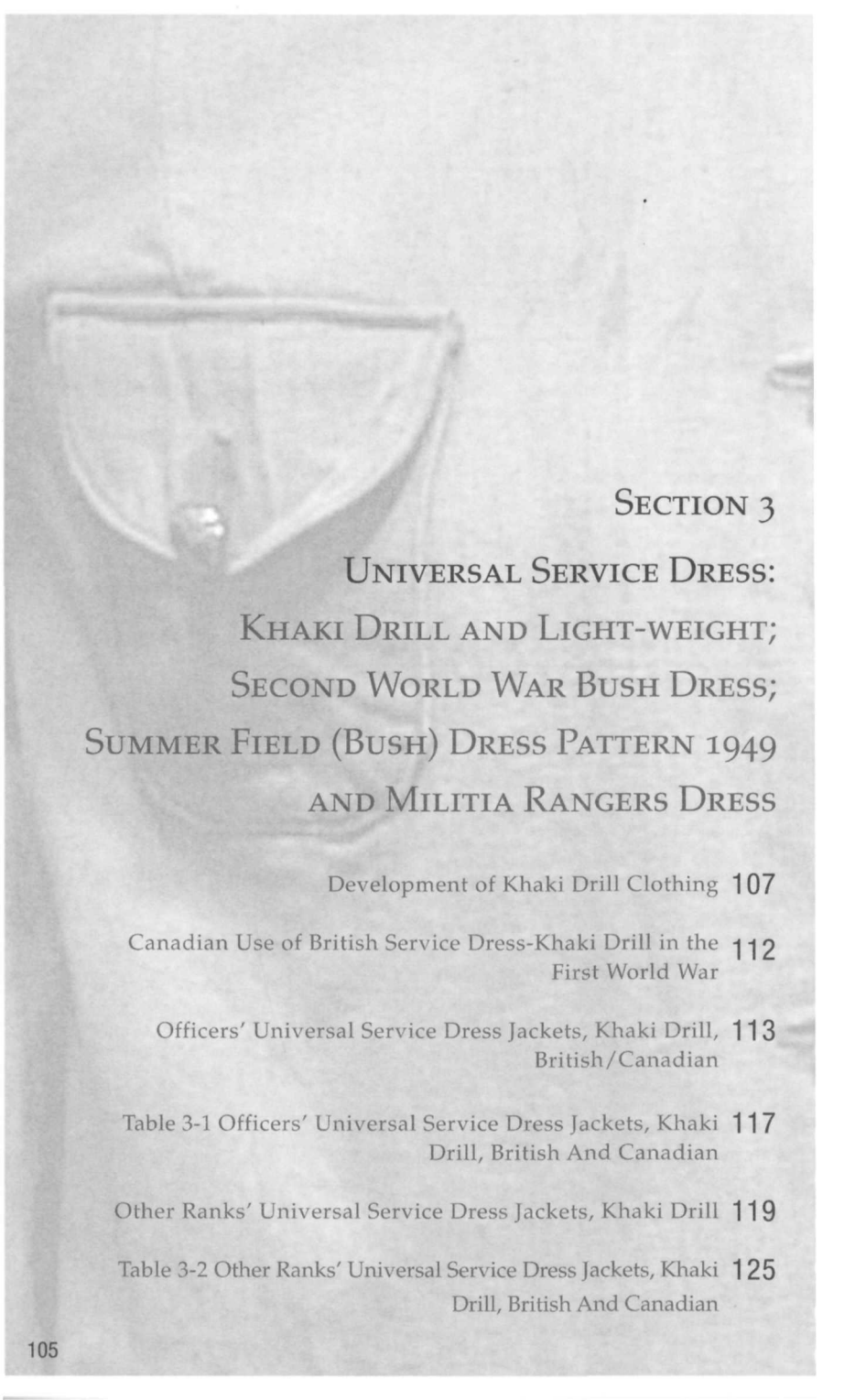


**TABLE  
2-6**

**SERVICE DRESS, CANADIAN FORCES, LAND (CF GREEN & DISTINCTIVE ENVIRONMENTAL UNIFORM-DEU)**

Pattern	Shoulder Straps	Collar	Cuffs	Breast Pocket
<sup>2.46</sup> Coat, Man's Service Dress, Rifle Green, Canadian Forces	none (except general officers)	open; lapels	plain	box pleats; 3-point flaps with buttons
<sup>2.47</sup> Coat, Man's, Service Dress, Heavy Weight, Land	plain	open; lapels	plain	box pleats; 3-point flaps with buttons
<sup>2.48</sup> Coat, Man's, Service Dress, Tan	plain	open; lapels	plain	box pleats; 3-point flaps with buttons

Skirt Pockets	Rank Insignia	Dates	Comments
interior; straight flaps; no buttons	generals: on cuffs & shoulder straps; Officers: on cuffs; other ranks: on upper arms or cuffs	1969-1987	dark green; prototype first exhibited Canada Day 1 July 1967; issue to Regular Force completed by 1971
interior; straight flaps; no buttons	as above	phased in 1985/1986-1987	dark green; Shell 65% wool 35% polyester
interior; straight flaps; no buttons	as above	phased in during 1985-1988; withdrawn from service in 1998	tan; Shell 65% wool 35% polyester



### SECTION 3

## UNIVERSAL SERVICE DRESS: KHAKI DRILL AND LIGHT-WEIGHT; SECOND WORLD WAR BUSH DRESS; SUMMER FIELD (BUSH) DRESS PATTERN 1949 AND MILITIA RANGERS DRESS

Development of Khaki Drill Clothing	107
Canadian Use of British Service Dress-Khaki Drill in the First World War	112
Officers' Universal Service Dress Jackets, Khaki Drill, British/Canadian	113
Table 3-1 Officers' Universal Service Dress Jackets, Khaki Drill, British And Canadian	117
Other Ranks' Universal Service Dress Jackets, Khaki Drill	119
Table 3-2 Other Ranks' Universal Service Dress Jackets, Khaki Drill, British And Canadian	125





## SECTION 3

- 127 Officers' and other Ranks' Summer Service Dress Jackets, Tropical Worsted & Other Light-weight Materials
- 133 Table 3-3 Officers' And Other Ranks' Summer Service Dress Jackets: Tropical Worsted & Lightweight, Canadian
- 135 Second World War Bush Dress
- 137 Summer Field (Bush) Dress, Pattern 1949
- 141 Table 3-4 Officers' And Other Ranks' WWII Bush Dress & Post WWII Summer Field Dress Jackets (Bush Dress)
- 143 Pacific Coast Militia Rangers

## DEVELOPMENT OF KHAKE DRILL CLOTHING

---

Khaki Drill (KD) cotton clothing was intended for wear in warm climates. Clothing in denim and canvas was often used for fatigue duties but also served as warm weather wear.<sup>1</sup>

The use of subdued colour, lightweight, hard-wearing combat and fatigue clothing in warm climactic regions has a long history of development. In 1846 Sir Harry Lumsden raised the Corps of Guides in India and dressed them in loose garments of white cotton dyed with mud. During the Indian Mutiny of 1857-58, British troops dyed their white cotton uniforms with coffee, tea, tobacco and ink in order to produce a subdued effect. The 93<sup>rd</sup> Highlanders wore "very ugly brown coats of stout cotton material." During the 2<sup>nd</sup> Afghan War 1878-80 the entire British infantry wore a uniform of white drill dyed khaki. In 1884 an official khaki cotton uniform was adopted by British troops serving in India. When the British Universal Foreign Service uniform was approved in 1896 it was initially produced in khaki drill. This uniform was worn in the Sudan Campaign of 1897-98 and again during the Boer War, 1899-1902 (Mollo, *Military Fashion*, pp 211-16). The British drab wool Universal Service Dress uniform was introduced in 1902 and a khaki drill cotton version was also approved. The KD Universal Service Dress uniform was intended for use at all stations abroad except Canada and South Africa. Eventually KD clothing was worn in Canada also.

While it is true that Canada had produced khaki canvas duck clothing for use by its contingents fighting in the Boer War, Clothing and Dress Regulations thereafter make no specific reference to Khaki Drill clothing prior to or during the First World War. Canada had adopted a fatigue uniform before the turn of the century (referred to in *GO 48, 1899*) for other ranks of the Permanent Force which consisted of

<sup>1</sup>Drill refers to a cotton cloth woven from heavy yarns with a pronounced twill rib or closely set diagonal lines or ridges. Denim is a coarse twilled cotton cloth with a calendered finish. This process involves passing the cloth between heated rollers. Canvas is woven from coarse cotton yarns with a hard twist and plain weave.

the Frock and Trousers, Canvas or Linen. Non-Permanent rural units were issued with the Frock, Canvas Fatigue and rural and mounted units were issued with Overalls, Canvas Fatigue for wear in summer camps (*GO 73, May 1903*). By 1909 the so-called Overalls, Blue Duck which consisted of a shirt and trousers (probably the Overalls, Canvas Fatigue with a new name) had been declared obsolete and were in the process of being replaced by the Shirt, Service and Trousers or Pantaloons, Service. These items were produced in six and eight ounce olive green denim, respectively. The Shirt, Service was to be issued to all arms when stocks of Overalls, Blue Duck were exhausted (*Clothing of the Canadian Militia, 1909, p 35*). The Pantaloons, Service were intended to replace the blue duck trousers for mounted troops. The blue duck and olive green denim clothing were intended mainly as fatigue wear for use at summer training camps (3.1).

### 3.1 Other Ranks, 16 Canadian Light Horse, Pre-First World War



3.1 Shirt and Pantaloons, Service in olive green denim. Used mainly as fatigue wear at summer camps. Note rifle patches on front of shoulders. (Wayne Cline Collection)

The Shirt, Service 6 ounce denim, was olive green and fastened with plain brass buttons. It had one patch pocket on the left breast, a turn down collar, plain sleeves with wrist bands and buttons and straps for supporting the rolled sleeves. There were no shoulder straps but patches were sewn on each shoulder, for shooting purposes. It could be worn with a tie provided the same pattern was worn throughout the unit (*CCM, 1909, p 35*).

A khaki duck (probably drill) Service Dress jacket was available to officers prior to the First World War. It was listed in the ca. 1912-14 price guide of the well known military uniforms and accoutrements supplier, R.J. Inglis Ltd.

When the First Canadian Contingent mobilized for active service overseas in 1914 there was a great shortage of uniforms and equipment. On 10 August 1914 the first batch of requisitions included, in addition to 40,000 jackets, 50,000 Suits, Service Clothing (Duguid, *Official History Appx.*, p.71). It is possible that this may be a reference to a jacket and trousers in olive green denim. As we have seen, shirts, trousers and pantaloons in this material had been in service for some time prior to this, but no reference to a denim jacket can be found. A jacket in the Collection of the Canadian War Museum is made of olive green denim. It has a stand and fall collar and fastens with five Canadian General Service buttons. There are no breast pockets and the lower front pockets are of the internal type with straight exterior flaps and no buttons. The sleeves are plain. The back is cut like a patrol jacket but with the addition of a short, inverted box pleat in the upper back. While this jacket may have constituted part of the so-called Suits, Service Clothing, it seems to have been rather short lived. For example, the *Statements of Issues of Personal Clothing and Equipment* for the 73<sup>rd</sup> Battalion CEF (which served in Canada from 4 September 1915 to 1 April 1916) lists Shirts, Service and Trousers, Service and Drab, but not Suits, Service Clothing or Jackets, Service. It seems that the Canadian Cotton Jacket had disappeared, if in fact it ever existed at that time (3.2).

## 3.2 Other Ranks' Fatigue Jacket, Canadian, First World War-a



**3.2 front** Olive green cotton denim jacket of the First World War/inter-war period. It may have been intended for wear with the Shirt and Trousers/Pantaloons, Service. (Canadian War Museum Collection)

**3.2 back** Back of olive green denim jacket. Note the inverted box pleat. (Canadian War Museum Collection)

A rare example of a Canadian Khaki Drill jacket is in the Collection of the Lincoln and Welland Regiment Museum. It is made of twilled cotton with a large shirt-type collar and plain patch pockets on each side of the breast and lower front. The pocket flaps are straight with rounded corners and fasten with small buttons. The Jacket fastens with four large buttons. All buttons are of brass 44th Lincoln and Welland Regiment Pattern. The cuffs are of the French style. The back of the jacket has two box pleats which run from mid-shoulder, and taper slightly to the hem. The 44<sup>th</sup> Lincoln and Welland Regiment contributed troops to the 4<sup>th</sup> Infantry Battalion, CEF which mobilized at Camp Val Cartier in September 1914 and served with the 1st Infantry Brigade, 1<sup>st</sup> Canadian Division (Duguid, *Official History, Appx.*, p 55). It also raised the 98th Infantry Battalion, CEF which served in Canada from 23 November 1915 to 16 July 1916 (Meek, *Overseas*, p 91) and the 176<sup>th</sup> Infantry Battalion which served in Canada 10 January 1916 to 29 April 1917 (Meek, *Overseas*, p 119). Although this jacket has the buttons of the 44th Regiment, it could also be associated with any of these three *Overseas* battalions (3.3).

### 3.3 Other Ranks' Fatigue Jacket, Canadian, Khaki Drill, First World War-b



**3.3 front** 44th Lincoln and Welland Regiment. (Lincoln and Welland Regiment Museum Collection)

**3.3 side view** Note large shirt-type collar, French cuffs and Lewis Gunner badge. (Lincoln and Welland Regiment Museum Collection)

**3.3 back** Note double box pleats from shoulders to hem. (Lincoln and Welland Regiment Museum Collection)

## CANADIAN USE OF BRITISH UNIVERSAL SERVICE DRESS-KHAKI DRILL IN THE FIRST WORLD WAR

---

British Khaki Drill Service Dress clothing was not part of the normal scale of issue for troops fighting in Europe during the First World War. Many Canadians, and members of the Royal Newfoundland Regiment did serve in theatres of operations where khaki drill clothing was standard issue. First Bridging Company, Canadian Railway Troops was formed in France for service with the Egyptian Expeditionary Force in Palestine. Approximately 4000 Canadians and British subjects residing in Canada and the United States enrolled or were seconded to the Royal Engineers for work on inland waterways and docks in Mesopotamia. Thirty members of the Canadian Pioneer Training Depot were discharged from the CEF and sent to the Mesopotamian Expeditionary Force. Canada also contributed 15 officers and 25 NCOs to "Dunsterforce" with whom they were tasked with organizing, training and leading irregular troops in Persia. The Royal Newfoundland Regiment fought with British Forces during the Gallipoli Campaign in the Eastern Mediterranean, and five Canadian hospitals operated in that theatre at various times between August 1915 and the summer of 1917 (Nicholson, *Official History, CEF*, pp 490-99). Both officers and other ranks would have worn the Khaki Drill version of the British Service Dress uniform in these theatres.

## OFFICERS' UNIVERSAL SERVICE DRESS JACKETS, KHAKI DRILL, BRITISH/CANADIAN

---

Khaki Drill officers' jackets were, for the most part, produced in the same patterns as the drab wool uniform (see Section 2). KD officers' jackets will be found with stand and fall collar, or open collar with lapels. They may or may not have an exterior waistband and box pleat on the back, depending on when the jacket was made. The main difference between KD and drab wool Service Dress, besides the fabric, was the positioning of rank insignia. Rank insignia, on the KD jacket, was *always* worn on the shoulder straps. These shoulder straps were of plain KD material. Drab plaited cords were never utilized. The cuffs were either of the plain gauntlet pattern for Highlanders, or pointed pattern for others (3.4, 3.5, 3.6). In 1932 the British Army changed the colour of khaki from No. 4 brown to No. 2 green (ACI 230, 1932). The change over was phased in as old uniforms were worn out. By 1935, the changeover had been completed (ACI 178, 1935). Canadian officers wore the same pattern jackets as their British counterparts and also changed from brown to green KD (3.7).

### 3.4 Officers' Universal Service Dress Jacket, Khaki Drill, Pattern 1902

3.4 Captain, Canadian Militia ca. 1902-03.  
Rank insignia on shoulder straps. Pointed cuffs  
and external waistband. (private collection)





### 3.5 Officers' Universal Service Dress Jacket, Khaki Drill, Pattern 1912



**3.5 front** Captain, Canadian Expeditionary Force, ca. 1915. Open collar with lapels, external waistband and pointed cuffs. Note leather buttons. (private collection)



**3.5 back** Note box pleat from collar to hem. (private collection).

### 3.6 Officers' Universal Service Dress Jacket, Khaki Drill, Pattern 1918.

**3.6** Lieutenant, Queen's Own Cameron Highlanders of Canada ca. 1920s/30s. External waistband discontinued in 1918. Plain gauntlet cuffs, and rounded front as worn by Highland regiments. (private collection)



### 3.7 Officers' Universal Service Dress Jacket, Khaki Drill, Pattern 1918-a

3.7 Captain, Veterans Guard of Canada, Second World War. In 1932 the British army changed the colour of khaki drill from light brown to light green a practice which was eventually followed in Canada. Note cloth waist belt with brass buckle. (private collection)



During the 1920s and 30s and Canadian permanent force officers and Non-Permanent officers utilized KD jackets during the summer months between dates fixed by District Commanders. Khaki Drill was not to be worn for ceremonial purposes, or with medals (*IRD*, 1924, p 14; *Winnipeg Garrison Military Tournament, 1934*, photos 2 MMG Bde, p 39 & 10 MG Bn, p 49, Camp Shilo). The jacket continued to be worn in Canada during the Second World War and, like the drab wool version, was produced in an Austerity Pattern (3.8a).

### 3.8a Officers universal Service Dress Jacket Pattern 1918-b (1942 Austerity)

3.8a Simplified version of officers' KD jacket. Plain breast pockets, internal lower front pockets. (Parks Canada Collection)



In 1921 Canadian Warrant Officers Class 1 were ordered to wear KD jackets of identical pattern to those of the officers except that the collar was to be of the stand and fall pattern, similar to that worn by rank and file (*GO 150, 1 June 1921*). Those still possessing the stand and fall pattern in 1943 were permitted to wear it until replacement became necessary, when one of the Officer Pattern (open collar with lapels) had to be acquired (*DR 1943, p 58*).

**TABLE  
3-1**

**OFFICERS' UNIVERSAL SERVICE DRESS JACKETS, KHAKI DRILL,  
BRITISH AND CANADIAN**

Pattern	Shoulder Straps	Collar	External Waist Band	Back
1902	plain	stand and fall	yes	box pleat
<sup>3.4</sup> 1902 a	plain	stand and fall	yes	no box pleat
<sup>3.5</sup> 1912	plain	open; lapels	yes	box pleat
1912 a	plain	open; lapels	yes	no box pleat
<sup>3.6</sup> 1918	plain	open; lapels	no	no box pleat
<sup>3.7</sup> 1918 a	plain	open; lapels	no	no box pleat
<sup>3.8</sup> 1918 b (1942 Austerity Pattern)	plain	open; lapels	no	no box pleat

Cuffs	Rank Insignia	Dates	Comments
pointed or gauntlet	on shoulder straps	1902-mid WWI	light brown khaki drill
pointed or gauntlet	on shoulder straps	early-mid WWI	light brown khaki drill
pointed or gauntlet	on shoulder strap	1912-mid WWI	light brown khaki drill
pointed or gauntlet	on shoulder strap	mid-late WWI	light brown khaki drill
pointed or gauntlet	on shoulder strap	1918-mid 1930's	light brown khaki drill
pointed or gauntlet	on shoulder straps	ca. 1932-1945	light green khaki drill; cloth waist belt
plain, except high-landers	on shoulder straps	1942-1945	no box pleats on breast pockets; lower front bellows pockets replaced by interior pockets with exterior flaps

## OTHER RANKS' UNIVERSAL SERVICE DRESS JACKETS, KHAKE DRILL

---

Other Ranks' Khaki Drill jackets developed along two lines. One style was very similar to the British KD frock worn during the Boer war. These jackets have breast pockets with three-point or pointed flaps, no lower front pockets, pointed cuffs and stand and fall collars (3.9, 3.9a, 3.9b). It would appear that the initial issue of jackets to the Royal Newfoundland Regiment was of this variation (Nicholson, *The Fighting Newfoundlander*, p 156).

### 3.9 Other Ranks' Universal Service Dress Jackets, Khaki Drill, Frocks a and b



**3.9** British soldiers wearing khaki drill frock ca.1915. Private and Lance Corporal (standing) wear the Frock a, top of breast pockets below second button. Sergeant (seated left) wears Frock b, top of breast pockets in line with middle of second button. All have stand and fall collars, pointed cuffs. No lower front pockets. (Wayne Cline Collection)

### 3.9a,b Other Ranks' Universal Service Dress Jackets, Khaki Drill, Frocks a and b



**3.9a** British soldier wearing variant of Frock a, June 1919. Three-point pocket flaps. (Private collection)



**3.9b** Frock b, ca 1915-18

The second line of development follows very closely the pattern of the drab wool 1902 Universal Pattern Jacket. In fact, KD Other Ranks' jackets were produced in exactly the same pattern as their drab wool counterparts. They had breast pockets with straight flaps and buttons, internal lower front pockets with flaps and buttons, and rifle patches on the shoulders (3.10). This jacket was also encountered without rifle patches and lower front pockets. The colour of other ranks' jackets changed from brown to green like those of the officers, between 1932 and 1935 (3.11). British Other Ranks' Khaki Drill jackets ceased to be an official issue in 1941, although existing stock continued to be used up for a short while (Brayley & Ingram, *Khaki Drill and Jungle Green*, p 12).

### 3.10 Other Ranks' Universal Service Dress Jacket, Khaki Drill, Pattern 1902

3.10 Jacket is identical to the wool (1902b) version which was in service from 1907 to ca 1915. Stand and fall collar fastens with one hook and eye, straight pocket flaps, plain cuffs. (private collection)



### 3.11 Other Ranks' Universal Service Dress Jacket, Khaki Drill, Pattern 1902 (Royal Marines) b

3.11 Simplified version of the 1902 Pattern jacket. No rifle patches or lower front pockets. Pointed cuffs, stand collar, straight pocket flaps. Army versions (1902 a and b) had stand and fall collars. Both Army and Royal Marine versions produced in light brown khaki drill (version a) up to 1932 and light green KD (version b) thereafter. (private collection)



A khaki drill jacket was introduced in Canada following the First World War. However, it was only issued to the Permanent Force (*CCM 1922, Pt II, Non-Permanent units*, pp 19 & 34; *1924 Pt. I, Permanent Active Militia*, tables 2, 3 & 4) leaving the Non-Permanent Militia to make do with their drab wool jackets and shirtsleeve order during summer camps. As late as 1928, the dress regulations of the Queen's Own Cameron Highlanders of Canada made no mention of Khaki Drill clothing for other ranks. Film footage of the Fort Garry Horse (FGH Museum) at Camp Shilo in 1938 showed the Regiment's contingent marching into camp in drab wool serge, while attached Permanent Force troops are conspicuous on the flanks in their KD uniforms.



The Canadian KD jacket was made of light green twilled cotton, fastened with five large brass buttons and had pointed cuffs. It had a stand and fall collar which fastened with two hooks and eyes. The breast pockets had box pleats, and single point flaps with buttons. The pockets were positioned one inch below the middle of the second button. There were no lower front pockets (3.12).

### 3.12 Other Ranks' Universal Service Dress Jacket, Khaki Drill, Canadian Pattern, Inter-war/Second World War

**3.12 front** Lance Corporal, Fort Garry Horse ca.1940. Jacket based on British Khaki Drill Frock a, but light green KD in place of brown. Introduced for Permanent Force, early 1920's. During Second World War used by some Active Force units. Limited use by Reserve Army. (Fort Garry Horse Museum Collection)



### 3.13 Non-Commissioned Officers, 2nd Battalion Queen's Own Cameron Highlanders of Canada, Camp Shilo, 1944



**3.13** Reserve Army senior ncos wearing the Canadian Pattern light green khaki drill jacket of the inter-war/Second World War period. (Cameron's of Canada Regimental Museum Collection)

In 1938, the Canadian Cavalry Association made the following resolution:

*“Resolution No. 17.-Issue of Summer Clothing*

*Whereas, the greater portion of the training of the N.P.A.M. units is held in the summer months;*

*And whereas, the regular type of khaki service (serge) dress clothing issued is too heavy and uncomfortable for outdoor training in the hot summer weather;*

*And whereas, the conditions existent in Canada during the period that summer training camps are held are approximately those of a tropical country;*

*Therefore Be It Resolved, that, in the opinion of this Association, an appropriate issue of summer drill clothing should be issued to the N.P.A.M..” (CCA, Proceedings,1938, p 35)*

To this the Department of National Defence responded on 4 April 1939:

*“Shirts and trousers, service (i.e. denim) and helmets, sun or hats, straw, are now authorized for use in training camps. With additional expenditure being made on the reclothing of the N.P.A.M. in new pattern serge garments, funds will not be available to carry out any changes in summer dress clothing for some time to come.” (CCA, Proceedings 1938, p 68)*

The Canadian KD jacket was issued in Canada, during the Second World War, to members of the Canadian Army (Active Force). It was unlikely that 1<sup>st</sup> Canadian Division received KD clothing while in Canada (September-December 1939) since climatic conditions at that time of year would not require it, and khaki drill uniforms were not authorized for wear in the United Kingdom, the Division’s intended destination. The 2<sup>nd</sup> Canadian Division wore KD while training at Camp Shilo during the summer of 1940 as did the Argyll and Sutherland Highlanders while serving in Jamaica (Dorosh, *Dressed to Kill*, p 36). It continued to be issued to members of the Active Force in Canada (photo, Camerons of Canada Regimental Museum, D Coy., A. 15 Inf. Training Centre, Winnipeg, May 1941; *The Centurion*, No. 4, September 1941, p.1; photos, private collection, Wpg Grenadiers) until c.1942, when a new open collar version was introduced (see

below) but still saw limited use with the Reserve Army for at least a few more years (photos, Camerons of Canada Regimental Museum, 2<sup>nd</sup> Reserve Bn Album, 1942, 1944, NCOs).

A khaki drill version of the Jacket, Drab Serge, Open Collar, Pattern 1942 was of the same style and cut as the drab wool version. It had an open collar with lapels and fastened with four large brass buttons. It was provided with a KD waist belt. There were patch-type breast pockets with box pleats, pointed flaps and small buttons. The lower front pockets were also patch-type (without bellows) and had straight flaps and small buttons. There were no shoulder straps. This jacket was not worn overseas (3.14).

### 3.14 Other Ranks' Jacket, Khaki Drill, Open Collar, 1942 Pattern, Canadian

3.14 Khaki drill version of the jacket, Drab Serge, Open Collar. It was worn with a cloth belt. Note absence of shoulder straps. Not worn Overseas. (private collection)



The khaki drill version of Canadian Battle Dress and the denim versions of British Battle Dress are discussed in Section 4.

**TABLE  
3-2**
**OTHER RANKS' UNIVERSAL SERVICE DRESS JACKETS, KHAKI DRILL,  
BRITISH AND CANADIAN**

Pattern	Shoulder Straps	Collar	Back	Cuffs
<sup>3.9 &amp; 3.9a</sup> Frock a	plain	stand & fall; 2 hooks	plain patrol	pointed
<sup>3.9b</sup> Frock b	plain	stand & fall; 2 hooks	plain patrol	pointed
<sup>3.10</sup> 1902	plain	stand & fall; 1 hook	plain patrol	plain
1902 a	plain	stand & fall; 2 hooks	plain patrol	plain
1902 b	plain	stand & fall; 2 hooks	plain patrol	plain
1902 RM a	plain	stand; 2 hooks	plain patrol	pointed
<sup>3.11</sup> 1902 RM b	plain	stand; 2 hooks	plain patrol	pointed
<sup>3.2</sup> Canadian WWI (?) a	plain	stand & fall	patrol with inverted box pleat	plain
<sup>3.3</sup> Canadian WWI b	none	shirt type	double box pleats	French
<sup>3.12</sup> Canadian Inter-war & WWII	plain	stand & fall; 2 hooks	plain patrol	pointed
<sup>3.14</sup> Canadian, Jacket, KD, Open Collar, 1942 Pattern	no shoulder straps	open; lapels	central seam	plain

Necks Pleats	Breast Pockets	Dates	Comments
2 each side	approx. 1 inch below middle of second button; single or 3-point flaps	pre-WWI+	light brown khaki drill; no lower front pockets; no rifle patches
1 or 2 each side	in line with middle of 2nd button; pointed flaps;	pre-WWI+	light brown khaki drill; no lower front pockets; no rifle patches; RNR
2 each side	In line with middle of 2nd button; straight flaps	ca. 1907-1932 +	light brown khaki drill; rifle patches on shoulders; lower front pockets with straight flaps and buttons
1 each side	in line with middle of 2nd button; straight flaps	pre-WWI-1932/35	light brown khaki drill; no rifle patches; no lower front pockets
1 each side	In line with middle of 2nd button; straight flaps	1932-1941+	light green khaki drill; no rifle patches; no lower front pockets
none	in line with middle of 2nd button; straight flaps	pre-WWI-1932/35	Royal Marines light brown khaki drill; no rifle patches; no lower front pockets
none	in line with middle of 2nd button; straight flaps	1932-1941+	Royal Marines light green khaki drill; no rifle patches; no lower front pockets
	no breast pockets	WWI+?	olive green denim; no rifle patches; lower front pockets with straight flaps, no buttons
none	breast pockets with rounded flaps and buttons; external lower front pockets, straight flaps with rounded corners	WWI	example: 44th Lincoln & Welland Regt.
2 each side	1" below middle of 2nd button; single point flaps	1920s-1942+	light green khaki drill; no rifle patches; no lower front pockets
1 each side	in line with middle of 2nd button; single point flaps	1942-1945	not worn overseas; cloth waist belt; lower front patch pockets with straight flaps and buttons

## OFFICERS' AND OTHER RANKS' SUMMER SERVICE DRESS JACKETS TROPICAL WORSTED & OTHER LIGHT-WEIGHT MATERIALS

---

During World War Two, officers of the Canadian Army were permitted to provide themselves with summer uniforms of tropical worsted (TW) wool, light weight gabardine or barathea<sup>2</sup> as an alternative to khaki drill (*DR 1943*, p 41). The Officers' tropical worsted jacket was identical, in every respect, to the officers' wool Service Dress jacket which had been worn since the beginning of the war (pattern adopted in 1918) (3.15, 3.16, 3.19). It too was produced in an austerity version, without pleats on the breast pockets (3.17, 3.18). The jacket was encountered in both regular and Highland patterns. Wartime examples range in colour from light beige to light drab and were to be approximately the same shade as authorized for the khaki drill uniform. Post-Second World War examples were of a slightly darker medium drab, but still lighter in colour than the regular drab wool service dress.

### 3.15 Highland Officers' Summer Service Dress Jacket (Tropical Worsted) Second World War

3.15 Lieutenant, Queen's Own Cameron Highlanders of Canada, 1942. Lightweight tropical worsted wool version for officers of Highland regiments. (Cameron of Canada Regimental Museum Collection)



<sup>2</sup>Worsted fabric is made from wool yarn of superior quality. The fibres are combed to make them as near parallel as possible and to remove the short fibres which would otherwise spoil the regularity. Gaberdine is a fabric having a whipcord effect made from worsted warp and cotton weft. Barathea is made from two-fold worsted yarns with a double twill weave.

### 3.16 Staff Officers' Summer Service Dress Jacket (Gaberdine) Second World War

**3.16 Staff** Colonel, Staff. Jacket of same style as drab wool service dress but made of light drab lightweight gaberdine. Note scarlet staff officers' gorget patches on collar (Cameron's of Canada Regimental Museum Collection).



### 3.17 Line Officers' Summer Service Dress Jacket (Tropical Worsted) 1942 Austerity Pattern

**3.17 Line** Lieutenant, Fort Garry Horse. Like regular Service Dress, lightweight jackets were also made in a simplified version from 1942. Breast pockets without box pleat. Internal lower front pockets with straight flaps. (Fort Garry Horse Museum Collection)



### 3.18 Highland Officers' Summer Service Dress Jacket (Tropical Worsted) 1942 Austerity Pattern

**3.18 Captain**, Queen's Own Cameron Highlanders of Canada. Highland version of 1942 Austerity Pattern jacket. Gauntlet cuffs. Internal lower front pockets with three-point flaps. (Cameron's of Canada Regimental Museum Collection)



Initially Warrant Officers Class I were not permitted to obtain the Officers' Pattern Summer Service Dress jacket in worsted and other alternative light weight materials although they were permitted to wear the KD jacket (*DR 1943*, p 58). Eventually permission was extended to Warrant Officers Class I, and late war Warrant Officers' light weight jackets were not uncommon (example in private collection dated 1945) (3.19).

### 3.19 Warrant Officers' Summer Service Dress Jacket (Gaberdine) Second World War

3.19 Warrant Officer Class 1, Royal Canadian Ordnance Corps, 1945. Standard lightweight Officers' Pattern jacket as worn by Warrant Officers Class 1. (private collection)



Following the Second World War tropical worsted Summer Service Dress was extended to all ranks of the Regular Army. It seemed, however, that the privilege was not intended to include the Reserve Army as witness this resolution from the Canadian Infantry Association to the Department of National Defense:

#### *"Summer Dress For The Militia*

*Whereas the Canadian Army has in the past maintained a high standard of appearance and military deportment in its ranks; And Whereas the bearing of the soldier is relative to the uniform he wears; And Whereas the Militia soldier does not have a suitable smart uniform for hot Summer wear; Now Therefore Be It Resolved that uniforms of a suitable light weight material be made available on issue to the Canadian Army Militia soldier so that he may present an appearance which does credit to the Canadian Army as a whole.*



## Reply

*A summer service dress uniform is provided to other ranks in the Canadian Army (Regular) as a clothing credit item. This uniform can be used for walking out or duty wear by personnel at some headquarters and for ceremonial parades as ordered. The cost to provide this uniform to the Militia for the limited period of wear would not appear to warrant the expense." (CIA., Proceedings, 1959, p 31)*

Eventually some members Militia regiments and Corps did acquire Tropical Worsted uniforms. In this endeavor regiments were very much left to their own resources, having to make purchases from unit funds or acquire uniforms by *other* means. These uniforms were usually acquired for individual, off-duty use. Very few Militia regiments would have been able to form up with all ranks dressed in Tropical Worsted (interviews with retired Militia officers and ncos, Camerons of Canada).

The post-war tropical worsted jacket was introduced in 1949. It had an open collar with lapels, plain cuffs, breast pockets with 3-point flaps and buttons. The lower front pockets were of the internal type. They had exterior flaps without buttons. While technically an other ranks' jacket, examples are encountered with officers' rank insignia. These were likely altered by Militia officers using whatever they could acquire (3.20).

### 3.20 Line Other Ranks' Summer Service Dress Jacket (Tropical Worsted) Pattern 1949

3.20 Sergeant, Royal Canadian Engineers, 1951. Plain cuffs. Internal lower front pockets with straight flaps, no buttons. (Camerons of Canada Regimental Museum Collection)



A special jacket for other ranks of Highland units was also issued. It was likely intended for the 27<sup>th</sup> Brigade's 1<sup>st</sup> and 2<sup>nd</sup> Highland Battalions which were recruited from the Militia in 1951 for Regular service in Europe with NATO and also the Regular battalions of the Black Watch which were formed in 1953. In any case, some Militia regiments acquired these too. It was designated the Doublet Highland, 1952 Pattern. It had gauntlet cuffs, and the lower front pockets had 3-point flaps without buttons. This jacket was also found altered by the addition of officers' rank insignia (3.21).

### 3.21 Other Ranks, Doublet, Highland (Tropical Worsted) 1952 Pattern

3.21 Private, Highland units, Regular Army. Internal lower front pockets with three-point flaps, no buttons. Gauntlet cuffs. (Camerons of Canada Regimental Museum Collection)



The 1949 Pattern Summer Service Dress Jacket was modified slightly ca. 1962. The lower front pocket flaps now fastened with buttons and the cuffs changed from plain to pointed pattern (3.22). Both the 1949 Pattern and the modified pattern were worn concurrently within Regiments and Corps (Fort Garry Horse Museum, Presentation of Guidon Album, 1964).

### 3.22 Line Other Ranks' Summer Service Dress Jacket (Tropical Worsted) ca. 1962

3.22 Private, Royal Canadian Ordnance Corps. Jacket differs from 1949 Pattern in having pointed cuffs and buttoned flaps on lower front pockets. (Camerons of Canada Regimental Museum Collection)



From about 1961 to amalgamation, tropical worsted officers' and warrant officers' class 1 jackets were produced in light tan coloured fabric (3.23). Even though the colour was distinctly different from the predecessors, both patterns/colours continued to be worn concurrently (FGH, Presentation of Guidon Album, 1964). The tan jacket could be found in at least four minor variants, including one for Highland regiments (3.24) (dated examples, Fort Garry Horse and Black Watch, Fort Garry Horse and Camerons of Canada Museums).

### 3.23 Line Warrant Officers' Summer Service Dress Jacket, Tropical Worsted ca. 1961, Tan-c

3.23 Warrant Officer Class I. Fort Garry Horse. The tan version of light weight Service Dress was worn only by officers and warrant officers class I. (Fort Garry Horse Museum Collection)



### 3.24 Highland Officers' Summer Service Dress, Tropical Worsted ca. 1961, Tan

3.24 (Camerons of Canada Regimental Museum Collection)



**TABLE  
3-3**

**OFFICERS' AND OTHER RANKS' SUMMER SERVICE DRESS JACKETS:  
TROPICAL WORSTED & LIGHT-WEIGHT, CANADIAN**

Pattern	Shoulder Straps	Collar	Cuffs	Breast Pockets
<sup>3.15, 3.16, 3.19</sup> WW II Summer Service Dress (light beige/light drab)	plain	open; lapels	pointed or gauntlet	box pleats; 3-point flaps
<sup>3.17, 3.18</sup> 1942 Summer Service Dress Austerity (light beige/light drab)	plain	open; lapels	plain, except for highlanders who used the gauntlet pattern	no box pleats; 3-point flaps
<sup>3.20</sup> 1949 Pattern, Summer Service Dress (medium drab)	plain	open; lapels	plain	box pleats; 3-point flaps
<sup>3.21</sup> 1952 Pattern, Doublet Highland (medium drab)	plain	open; lapels	gauntlet	box pleats; 3-point flaps
<sup>3.22</sup> ca. 1962 Summer Service Dress (medium drab)	plain	open; lapels	pointed	box pleats; 3-point flaps
ca. 1961 SSD Officers' Tan a	plain	open; lapels	pointed	box pleats; 3-point flaps
ca. 1961 SSD Officers' Tan b	plain	open; lapels	pointed	box pleats; 3-point flaps
<sup>3.23</sup> ca. 1961 SSD Officers' Tan c	plain	open; lapels	plain	box pleats; 3-point flaps
<sup>3.24</sup> ca. 1961 SSD Officers' Tan, Highland	plain	open; lapels	gauntlet	box pleats; 3-point flaps

Lower Front Pockets	Ticket Pocket	Dates	Comments
external; straight flaps with buttons; 3-point flaps for highlanders	yes	ca. 1941/42-1969+; replaced by Austerity Pattern (below) but could continue to be used until worn out; became regulation again, post WWII	Officers and W.O. I only; post 1949 examples are usually medium drab
internal; 3-point flaps for highlanders, straight for all others; buttons not regulation but sometimes present	yes	1942-45; new jackets to be Austerity Pattern between above dates	Officers and W.O. I only
internal; straight flaps; no buttons	no	1949-mid 1960s	Other Ranks; also worn by officers concurrently with above patterns
internal; 3-point flaps; no buttons	no	1952-amalgamation	Other Ranks; also utilized by Officers; purpose-made version for highlanders as opposed to an alteration
internal; straight flaps with buttons	no	ca. 1962-amalgamation	Other Ranks; also utilized by Officers in addition to previous patterns; dated examples observed: Apr 1962-Jul 1967
external, bellows; straight flaps with buttons	no	ca. 1961-amalgamation	Officers and W.O. I only
internal; straight flaps, no buttons	no	ca. 1961-amalgamation	Officers and W.O. I only
internal; straight flaps, no buttons	no	ca. 1961-amalgamation	Officers and W.O. I only
external patch; no bellows	yes	ca. 1961-amalgamation	Officers and W.O. I only

## SECOND WORLD WAR BUSH DRESS

---

During the Second World War British Forces serving in warm climates, such as those of India, North Africa, Sicily and Italy, were issued a loose fitting cotton bush uniform. The Shirt, Bush was, in effect, a shirt/jacket. It was made in both khaki drill cotton and a special, lightweight, open weave cotton fabric known as Aertex. The bush shirt was a hip length garment with a shirt-type collar, and a full placket front opening which fastened with four or five buttons. There was a yoke over the back of the shoulders. Indian-made shirts usually had patch-type breast pockets with box pleats, straight flaps and buttons. The box pleat was eliminated on British-made shirts. There were internal lower front pockets, also with straight flaps. The sleeves terminated in wristbands each of which had two buttons for size adjustment. The shoulder straps were of the same material as the garment. Indian-made shirts often had buttons made of compressed vegetable matter known as vegetable ivory. Bush Shirts were widely issued to Canadian troops who served in Sicily and Italy from 1943 to 1945 (3.25). Officers' bush shirts were often privately purchased and could differ in minor details from those issued to other ranks including breast pockets with pointed or three-point flaps and box pleats and bellows-type lower front pockets.

Dark (jungle) green clothing was issued to British Forces serving in the Middle East. Initially (1941) only khaki drill clothing was available and in 1942 it was bulk-dyed dark green as a temporary measure. The following year the Indian Army began to produce dark (jungle) green Aertex Battle Dress jackets and drill trousers. British Army introduced a new pattern jungle green bush dress uniform in 1944 (Brayley and Ingram, *Khaki Drill & Jungle Green*, pp 8, 104-05).

Another example of a bush jacket (private collection) was made from Canadian Second World War Khaki Drill cotton fabric. In colour, it is of the same shade of light green as the inter-war other ranks' KD Service Dress jacket. It differed from the bush shirt in having pointed

flaps on the breast pockets and lower front pockets of the bellows type. It had a waist belt of the same material as the jacket. It is uncertain if this jacket was intended to be issued to Canadian troops in Italy, the Canadian Army Pacific Force (formed in 1945) or if it was a prototype/trial jacket used in the development of the post-war Canadian Field Summer Dress uniform (personal communications, Ken Joyce, 3 May, 19 & 22 July 2002) (3.26).

### 3.25 Shirt, Bush, Aertex, Second World War

3.25 Loose fitting Indian-made shirt of Aertex lightweight open weave cotton. (private collection)



### 3.26 Shirt, Bush, Canadian-Made, Second World War

3.26 Khaki drill cotton. Possibly made for Canadians serving in Italy or with Canadian Army Pacific Force. Possibly prototype/trial shirt used in development of 1949 Pattern Summer Field Dress Jacket. (private collection)



## SUMMER FIELD (BUSH) DRESS, PATTERN 1949

---

The Canadian Summer Field (Bush) Dress uniform was introduced in 1949 and was previewed by the Demonstration Troop of the Royal Canadian Horse Artillery at Camp Shilo in 1949/50. An initial issue was made in 1950 but because of limited stocks, only to Active Force soldiers attending summer camps. Reserve Force soldiers had to wait until the following year, and in the interim were issued the old-style khaki drill uniforms ("The Afrika Korps? No," *The Shilo Observer*, 1 July 1949; "New Active Force Bush Clothing," *Canadian Gunner*, 7 April 1950).

Summer Field Dress was intended for operational use as well as for training, regular duty and parade wear and was used by Canadian troops during the Korean Conflict. It was to be worn with the sleeves of the jacket rolled up and the top button undone, except as otherwise ordered (*DR 1953*, p. 71). The jacket was almost identical to that previously described although the colour was distinctly different. It was initially produced in dark olive green cotton drill. It was a hip length garment with a shirt-type collar and full placket front opening which fastened with five medium of dark drab plastic two-hole buttons. There was a yoke over the back of the shoulders. It had patch breast pockets with box pleats and pointed flaps with buttons. The lower front pockets were of the bellows-type with straight flaps. The sleeves terminated in wrist bands with two buttons each and there were three ventilation holes (not present on second world war and early type 1 bush jackets) in each armpit. On the back of the jacket there were two pleats, and two vents at the hips. Two vertical loops were positioned on the waist in rear through which the two inch wide cloth waist belt passed. There was also a much shortened form of loop to which the waist belt was attached by means of short straps and dome fasteners. Both types of belt loops continued to be used on the second pattern jacket. However, a narrower version of the large two inch loop was also utilized. (3.27)



## 3.27 Jacket, Summer Field Dress, Pattern 1949, Type 1



**3.27 front** Patterned on Second World War Bush Dress. Dark olive green cotton drill. (Fort Garry Horse Museum Collection)



**3.27 back** Note yoke over shoulders. Pleat and vent at each side. Wide belt loop. (Fort Garry Horse Museum Collection)

Unit shoulder flashes, distinguishing patches of formations and other ranks' rank insignia were displayed on drab armlets. One armlet was worn on the right sleeve when on home service. On foreign service armlets were worn on both sleeves if two different distinguishing patches were worn ( *DR 1953*, pp 20-21; *Standing Orders, RCOC, 1965*, p 79). Officers' rank insignia was displayed on slip-ons which fit over the shoulder straps.

During the mid-1950s, the colour of the Summer Field Uniform changed from dark to a noticeably lighter shade of olive and the buttons were either medium drab or brown. The points on the breast pocket flaps became slightly rounded. Uniforms in both light and dark olive were worn concurrently in regiments and corps, in fact, individual soldiers could be seen wearing the jacket in one shade and the trousers in the other. The Army referred to both shades as Olive Green No. 7 (personal communications, Captain Vince Bezeau, 11, 13 & 20 March 2002) (3.28). The Field Summer Dress uniform ceased to be an operational issue to the Regular Force with the introduction of Combat Dress in 1963/64. It continued in use for a number of years with the Reserve Army until it received the new Combat Dress uniform ca. 1971.

## 3.28 Jacket, Summer Field Dress, Pattern 1949, Type 2



**3.28 front** Second version jacket produced in a lighter shade of olive green beginning in mid-1950s. Armlet on right arm displays unit shoulder flash, formation sign and rank insignia. (Cameron of Canada Regimental Museum Collection)



**3.28 back** Note small loop for attachment strap of waist belt. (Cameron of Canada Regimental Museum collection)

**TABLE  
3-4**

**OFFICERS' AND OTHER RANKS' WWII BUSH DRESS & POST WWII  
SUMMER FIELD DRESS JACKETS (BUSH DRESS)**

Pattern	Shoulder Straps	Collar	Back	Cuffs
Shirt, Bush KD, British, WWII	plain	shirt type	yoke over shoulders	wrist band and buttons
<sup>3.25</sup> Shirt Bush Aertex-Indian-made, WWII	plain	shirt type	yoke over shoulders	wrist band and buttons
Shirt, Bush, Aertex, British-made, WWII	plain	shirt type	yoke over shoulders	wrist band and buttons
<sup>3.26</sup> Shirt, Bush, Canadian-made, WWII-Post War	plain	shirt type	yoke over shoulders	wrist band and buttons
<sup>3.27</sup> 1949 Jacket, Summer Field Dress, Type 1, Dark Olive	plain	shirt type; worn open or closed	yoke over shoulders	wrist band and buttons
<sup>3.28</sup> 1949 Jacket, Summer Field Dress, Type 2, Light Olive	plain	shirt type; worn open or closed	yoke over shoulders	wrist band and buttons

Breast Pockets	Lower Front Pockets	Rank	Dates	Comments
no box pleats; straight flaps	internal; straight flaps	officers: in cloth, on slip-ons or directly on shoulder strap; other ranks: on armlets on both arms or sewn directly onto sleeves	ca. 1941-1945	worn by Canadians in Sicily & Italy, 1943-1945
box pleats; straight flaps	internal; straight flaps	as above	ca. 1941-1945	worn by Canadians in Italy 1943-45
no box pleats; straight flaps	internal; straight flaps	as above	ca.1941-1945	worn by Canadians in Sicily & Italy, 1943-1945
box pleats; pointed flaps	exterior bellows; straight flaps	as above		Canadian-made possibly for troops in Italy, CAPF or prototype for post-war Field Summer Dress
box pleats; pointed flaps	bellows; straight flaps; no buttons	Officers: worn on slip-ons on shoulder straps; Other Ranks: on armlet	1949- 1963/64 used by Reserve Army as late as 1971	armlets: one worn on home service by officers to designate corps, and to designate rank & corps by ORs; two armlets worn on foreign service when wearing two different distinguishing patches; dark drab buttons
box pleats; pointed flaps	bellows; straight flaps; no buttons	as above	mid-1950s-1963/64 (example dated 1955) used by Reserve Army as late as 1971	armlets as above; medium drab or medium brown buttons; worn concurrently with 1st Pattern

## PACIFIC COAST MILITIA RANGERS

---

The Pacific Coast Militia Rangers (PCMR) were formed in February 1942 as an auxiliary service comprised of members of British Columbia's north-west coast communities. By the end of the war 115 companies had been formed totaling 14,894 all ranks. The role of the PCMR included guarding against acts of subversion and sabotage, observing for enemy submarines and incendiary balloons and remaining in readiness to resist attacks in the coastal region (*Stewart, C.H., The Concise Lineages of the Canadian Army, p 167*).

A uniform for the PCMR was authorized on 3 August 1942 and was superseded by a second issue from 23 July 1943 (3.29). The uniform consisted of a bush cap, Coat and Trousers, Militia Rangers. These were produced in mustard brown waterproofed cotton canvas. The jacket, known as a *dryback*, fastened with five dome fasteners plus one on the collar. Plain patch pockets were situated on the breast and lower front. An overlay extended from the front of the shoulders, over the back and terminated one inch above the hem in rear. Each side of the front overlay fastened to the breast pockets with a dome fastener. The back overlay could be accessed through vertical pocket flaps with dome fasteners which were located over each hip. The sleeves consisted of a double layer of fabric, the outer layer terminating just above the wristbands, which closed with dome fasteners. Jackets were made in twelve sizes to accommodate soldiers ranging in height from 5'3" to 6'2" and chest sizes from 34" to 43" (DND, *Provisional Specification No. A-123 for Coat, Militia Rangers*).

## 3.29 Pacific Coast Militia Rangers *Dryback Coat*



**3.29 front** Cotton canvas. Note front overlap and double layer sleeves. (private collection)



**3.29 back** Back overlap which terminates one inch above the hem. The space between the overlap and coat was accessed through vertical pockets over the hips. (private collection)

## SECTION 4

# BATTLE DRESS

Battle Dress	147
Canadian Battle Dress	148
British Battle Dress	152
Officers' Battle Dress	153
Khaki Drill, Denim and Aertex Battle Dress	155
Cloth Insignia Worn on WWII Canadian Battle Dress Jackets	158
Slip-on Shoulder Titles	159
Shoulder Flashes	160
Service Chevrons	162
Wound Stripes	163
Distinguishing Patches	164
Post-Second World War Battle Dress	167
Table 4-1 Officers' And Other Ranks' Battle Dress Blouses	169



## SECTION 4

## BATTLE DRESS

---

Battle Dress (BD), Pattern 1938 (*Provisional Specification No. E/1037, 28 October 1938*) was approved for use by the British Army in March 1939. Battle Dress was intended to rationalize the British Army's operational (Service Dress) uniform which had been in use, with minor modifications, since 1902. It was designed with the goal of reducing the weight borne by the infantryman, and to be compatible with the onset of mechanization. Comfort and ease of movement on the march and in action were also factors.

Battle Dress was also being developed in Canada and was officially adopted by the Canadian Army in September 1939. The first Canadian uniforms became available for issue during the last week of October, 1939 (Stacey, *Official History*, Vol.1, p 55). Troops of the 1<sup>st</sup> Canadian Division were clothed in Battle Dress prior to proceeding Overseas in December 1939 but did not receive a second set until March 1940 (English, J.A. *Failure in High Command*, p 76).

## CANADIAN BATTLE DRESS

---

Canadian Battle Dress was based on the British Battle Dress uniform but was of better quality, more generous in cut and of a greener/darker hue (4.1). Canadian Battle Dress uniforms were manufactured of 20 ounce drab wool serge. Blouses and trousers were cut 20 up, with 300 garments in one size to the "lay". The average uniform required three yards of cloth. They were produced in thirty-two sizes ranging from 32" to 48" chest and heights ranging from 5'3" to 6'2". Uniforms were made to measure for those falling outside the standard range and were produced in sizes as large as 50" chest. Buttons were attached with 21 to 31 stitches using a button sewing machine. A factory operating at peak efficiency could produce one complete set of Battle Dress in 30 seconds ("Battle Dress," *Contacts*, October 1945, p 21; PSI, 10 February 1945, Part 1 Appendix III, p 19).

The jacket (known as the Blouse, Battle Dress) was a waist length garment the body of which was made of only two pieces joined at a centre back seam. It had a stand and fall collar which closed with two hooks and eyes. There was an integral waist band/belt which fastened on the right hip. The back of the jacket was pleated into the waist band with twelve pleats. Individual soldiers sometimes had the number of pleats reduced to two in an effort to "smarten up" the appearance their jackets. The jacket front closed with five metal buttons which were concealed by a fly. Patch pockets with box pleats and pointed flaps were positioned on the breast. The shoulder straps were of the same material as the jacket and fastened with plastic 4-hole buttons. These were replaced on later jackets by metal buttons. There were two inside breast pockets. The sleeves terminated in wrist bands which also closed with hidden buttons. The jacket could be attached to the Battle Dress trousers by means of concealed button holes in the rear waist of the jacket. From June 1940, permission was granted to line the collar of the Battle Dress jacket with khaki drill fabric to help prevent irritation to the neck

of the wearer (*CARO 521, 1940*). In the latter part of 1943, the collar fastening changed from two hooks and eyes to a wool cloth tab and button (4.2).

## 4.1 Lance Corporal, 2nd Battalion Queen's Own Cameron Highlanders of Canada, Camp Shilo, June 1941

4.1 Canadian 1939 Pattern Battle Dress uniform in drab wool serge, drab Balmoral bonnet, web anklets, black ammunition boots and 1937 Pattern Web Equipment. Armed with Pattern 14 Enfield rifle. (Cameron's of Canada Regimental Museum Collection)



## 4.2 Battle Dress Blouse, Drab Wool, Pattern 1939a, Canadian

4.2 front Warrant officer Class 1, Winnipeg Grenadiers (private collection)





4.1 & 4.2 back Note pleated waist. (private collection)

4.1 collar Double hook and eye fastening used from 1939 to 1943.

4.2 collar Tab and button fastening used from 1943 to 1947.

In June 1943 a black necktie was authorized for wear by other ranks (*CARO 3333, 1943*). They were permitted to wear the necktie when off duty in barracks, on leave or walking out, working in offices, or when attending lectures or other similar indoor instruction. The hooks and top button of the blouse were unfastened when the necktie was worn (*CR 1943*). Other ranks were prohibited from modifying their collars to the extent that prevented them from being closed. However, certain modifications were eventually permitted, 'Battle dress blouses may be faced on the inside with khaki battle dress material and in the case of rifle regts with black material provided:

- a) No expense to the public is incurred.
- b) No alteration in the design of the battle dress blouse is involved.
- c) That the collar can still be fastened for wear on parade."

*RO, 3rd Canadian Infantry Division, 28 Dec 1945* (4.3).

## 4.3 Battle Dress Blouse, Drab Wool Pattern 1939c, Canadian

4.3 Private, The Lake Superior Regiment, Canadian Army Occupation Force. June 1945 dated blouse. Collar modified by pressing open and facing lapels with drab serge. Cloth closure tab and button have been retained so the collar can be worn closed, as required for other ranks' blouses. (private collection)



## BRITISH BATTLE DRESS

---

The British jacket also went through a number of modifications. In May of 1939, the breast pockets, which had been in line with the second button hole, were moved up  $\frac{1}{2}$  inch. In June 1940, (*Specification No. U/ 617*) the uniform became slimmer in cut. In July 1940, the collar was lined with drab cotton drill fabric and an improved waist buckle with teeth was introduced. On 5 June 1942, the British jacket pattern was simplified to economize on fabric, by doing away with the fly front and the box pleats on the breast pockets (*Specification No. U/617G*). The official nomenclature for this jacket was "Blouses, Battle Dress 1940, Pattern. All buttons on this *Utility Pattern* jacket were exposed (4.4). From 1942 to September 1945, British jackets were treated with chemicals (dichlorophenylbenzoyl chlorinide) in an attempt to provide protection against gas vapour (*ACI 1320, 1942*). These jackets were issued to all troops on service in the United Kingdom, including Canadians. From 2 January 1943, the jacket had only one inside pocket (*Specification No. U/1076B*).

### 4.4 Battle Dress Blouse, Drab Wool, Pattern 1940, British

4.4 Private, No. 6 Commando. Simplified blouse with exposed buttons and plain breast pockets. (private collection)



## OFFICERS' BATTLE DRESS

---

In 1941 British officers were ordered to obtain their Battle Dress from Quartermaster stores or have them made up from materials obtained from QM stores (*ACI 2364, 1941*). Prior to this they had been permitted to have their Battle Dress made up of Service Dress (SD) materials such as barathea, whipcord etc. Canadian officers were also permitted to have Battle Dress made up from SD materials but by 1943 were to have future uniforms made up from drab serge No. 31 or obtain same from their unit's QM Stores. Those possessing BD made up from SD materials were permitted to wear them out before acquiring those of the pattern and material issued to other ranks (*DR 1943, p 38*).

On most occasions the BD jacket was worn with the collar open. When this was done, officers wore a regulation drab necktie. Officers often had the collars of their BD jackets privately tailored to wear with a tie. This was accomplished by facing the lapels with drab serge Battle Dress material so that the collar remained permanently open (4.5a, 4.5b).

### 4.5a Battle Dress Blouse, Drab Wool, Pattern 1939b, Canadian

**4.5a** Major, Princess Patricia's Canadian Light Infantry. 1943 dated other ranks' blouse with collar permanently modified for wear by officers. Lapels pressed open, tailored and faced with drab wool serge. (private collection)





## 4.5b Battle Dress Blouse, Drab Wool, Pattern 1939a Canadian

**4.5b** Lieutenant, 3rd Field Regiment, Royal Canadian Artillery.  
1944 dated other ranks' blouse with collar modified for wear  
by officers by pressing collar open to form lapels.  
(private collection)



## KHAKI DRILL, DENIM AND AERTEX BATTLE DRESSES

---


Canadian wartime Battle Dress blouses and trousers were also produced in twilled cotton drill of a mustard brown hue. The Canadian blouse (known as the Blouse, Overall) differed from the wool blouse in having straight cut pocket flaps. The shoulder straps were squared at the upper ends and sewn down (4.6). The cotton Battle Dress trousers were identical to those made of wool. The British jacket (known as Overalls, Blouses, Denim) was made of reed green twilled cotton. It was produced in two variations, the first followed the original design of the Battle Dress blouse while the later model incorporated the changes which applied to the 1940 Utility Pattern jacket (4.8). These jackets were intended to be worn over the wool BD jacket but were often worn alone as a lightweight alternative during temperate weather. Canadians received the British denim uniform on a limited scale of issue. For example, in the infantry it could be issued to tradesman drivers of mechanically propelled vehicles, and non-tradesmen below the rank of Lance Sergeant. Overalls, Combination, Khaki, a one-piece garment could be issued in lieu of the two-piece Overalls, Denim, Blouses and Trousers (*PSI, 1945, Pt. 1, Table 3, p 6*).

### 4.6 Overall Blouse, Khaki Drill, Canadian

4.6 Cut on similar lines to the Battle Dress Blouse, the Overall Blouse differed in details: straight pocket flaps, shoulder straps sewn down at the upper ends. (private collection)



## 4.7 Guard at Tuxedo Camp, Manitoba, 1940



4.7 Overall blouse and trousers. Trousers are of same style as wool BD version. 1908 Pattern Web Equipment and Mark III Ross rifles.

## 4.8 Overall Blouse, Denim, Pattern 1940, British


4.8 Reed green denim, exposed buttons and plain breast pockets. (private collection)



In 1943 British forces adopted a tropical version of Indian Battle Dress in jungle green and khaki aertex. The jacket was cut along similar lines to standard Battle Dress and included an integral belt and buckle and breast pockets with straight flaps and box pleats. All buttons were exposed and the low shirt-type collar fastened with a button as opposed to the hooks or tab found on standard Canadian and British wool blouses (Brayley & Ingram, *Khaki Drill & Jungle Green*, p 96) (4.9).

## 4.9 Battle Dress Blouse, Khaki Aertex Cotton, 1943 Pattern, British

4.9 All buttons exposed. Low shirt-type collar fastens with button.



## CLOTH INSIGNIA WORN ON WWII CANADIAN BATTLE DRESS JACKETS

---

This section briefly discusses cloth slip-on shoulder titles, shoulder flashes, distinguishing patches, wound badges and service chevrons as worn on Second World War Canadian Battle Dress uniforms.

For a more detailed treatment see Law, Clive M. *Distinguishing Patches, Formation Patches of the Canadian Army*; Edwards, Charles A., *Canadian Army Formation Signs 1939-1985* and Sexton, Donal A., *A Guide to Canadian Shoulder Titles and War Dress Regulations for the Officers and Other Ranks of the Canadian Army* (1943).

## SLIP-ON SHOULDER TITLES

---

As a means of identifying the wearer's unit, brass shoulder titles (usually bearing an abbreviated form of the unit's name) which had previously been worn on the Service Dress jacket, were permitted to be worn on the shoulder straps of the Battle Dress jacket (Photo no. 40-78g, 277, other ranks, Camerons of Canada, 1940, Camerons of Canada Museum; BD Blouse, 1940, Lieut. Col. Wpg Light Infantry, private collection). This was an interim measure and by 1940 slip-on shoulder titles embroidered in black or buff thread on drab wool cloth, had been introduced. These slip-ons were tapered to fit the shoulder straps and had two cotton twill tapes on the back, to keep them in place. They were worn Overseas during the early stages of the war and continued to be worn by members of some reinforcement drafts as late as 1943<sup>1</sup>. In Canada they continued to be worn by the Reserve Army although some units adopted cloth shoulder flashes. Slip-ons were also produced in a Khaki Drill version for wear with the KD uniform.

<sup>1</sup> Photographs, Camerons of Canada Museum: members of Advance Party departing for Overseas, 21 Aug 1940; Battalion Colour Party, Minto Armoury, 8 Oct 1940 and Staff Sgt. S. Taylor, England, 1940 all wear the cloth slip-on shoulder title. Photo: inspection of Battalion, Minley Grange, 27 March 1941, slip-on cloth titles no longer being worn. Interview with Capt. M.R. Miller, CD (Ret.) Camerons of Canada, wore slip-on cloth titles until joining his unit overseas in 1943.

## SHOULDER FLASHES

---

Shoulder flashes bearing the inscription "CANADA" embroidered in buff, white or grey on drab wool cloth were approved for wear on the Battle Dress jacket in 1939 (*CARO 162, 1939*). They were worn on both sleeves 1 ½ inches below the shoulder seam, usually in conjunction with the previously described brass shoulder titles or cloth slip-on titles. Initially these flashes were only worn by Canadians serving Overseas or those who had returned from serving Overseas. Late in 1941 permission was granted to all who had volunteered for active service, whether serving in Canada or Overseas, to wear the Canada flash (*CARO 1415, 1941*). In late 1943 permission was further extended to all members of the Active or Reserve Army whether serving in Canada or abroad (*CARO 2680, 1942*).

In 1941 most regiments adopted unit shoulder flashes embroidered in coloured thread on a coloured wool melton cloth ground. These flashes carried the unit name, sometimes in full, but often in abbreviated form. When the word "CANADA" was incorporated in the unit flash it was not necessary to wear the "CANADA" flash described above. If the unit shoulder flash did not contain the word Canada, the "CANADA" flash was worn immediately below the unit flash (*DR 1943*, p 27). After November 1942 newly acquired shoulder flashes were printed on cotton fabric. However, the old style embroidered melton flashes, which were still in stock, continued to be used (4.10).

#### 4.10 Slip-on Shoulder titles, Shoulder Flashes, Service Chevrons, Wound Badge and General Service Badge



4.10 Top row, left: slip-on shoulder title ca. 1940 for Battle Dress blouse; right: version for khaki drill uniform and centre: embroidered wool melton cloth shoulder title. Second row, printed cotton shoulder title introduced in 1942. Third row, centre: printed 1942 version of nationality flash; left and right: regimental and nationality flashes worn on the CF combat uniform. Fourth row, left and right: service chevrons, 1942 and 1944 Patterns respectively; left centre: General Service badge worn by other ranks in Canada (on the left forearm 5 ½ inches above bottom of sleeve) who undertook to serve in the Active Army for the duration of the war and had enlisted or been appointed under those conditions; centre right: red rayon wound stripe introduced in 1944 for wounds received prior to the Second World War.



## SERVICE CHEVRONS

---

Service chevrons were introduced by *Canadian Army Routine Order 2670* of 9 December 1942 (effective 3 December 42). Badges were of black embroidery on khaki, two inches wide and worn on the left cuff, point uppermost with the lowest chevrons 5½ inches above the bottom of the sleeve or immediately above the point of the cuff, where worn, or immediately above any rank or good conduct badges. Each chevron indicated one full year of service, subsequent to 10 September 1939. A silver chevron positioned below the lowermost black chevron indicated that the wearer was appointed to or had enlisted in the Canadian Active Service Force or had been called out under the provisions of the Militia Act, prior to 10 September 1940. This system was revised by *CARO 4110* of 12 February 1944 (effective 1 Mar 44). The new chevrons, red and silver (often white) were 1¼ inches wide and worn on the right cuff with the lowest chevrons 4" above the bottom of the sleeve. Cuff rank badges were worn immediately above the chevrons. Red chevrons were awarded for each year of war service commencing on 10 September 1939. Personnel who had been on active service prior to the 10 September 1939 declaration of war, received one silver chevron for their first year of service calculated from 10 September 1939. The qualification period for Second World War service chevrons closed 31 December 1945.

## WOUND STRIPES

---

*Dress Regulations*, 1943 abolished the practice of wearing wound stripes earned during the First World War. *Canadian Army Overseas Routine Orders*, 6 April and *Canadian Army Routine Orders*, 8 July 1944 reintroduced wound stripes: narrow gold braid 1½ inches in length for wounds received in the present war and a single red rayon stripe for wounds received in previous wars, regardless of number. Wound stripes were worn vertically on the left forearm, the lower end of the first stripe being four inches above the bottom of the sleeve or immediately above the cuff when an applied cuff was worn as in Service Dress. The first stripe was centred between the sleeve seams and additional stripes were placed at ½ inch intervals in front of the first stripe. Those entitled to both red and gold stripes wore the red stripe to the rear of the first gold stripe.

## DISTINGUISHING PATCHES

---

Distinguishing or formation patches, which served to identify the higher formation of the wearer (Brigade, Division, Corps, Army) were once again adopted by the Army during the Second World War. They were worn on the upper sleeves of the jacket, below the unit shoulder flash (if worn). Divisional patches were of rectangular shape, measuring three inches wide by two inches high. Divisional colours were as follows: 1<sup>st</sup> Infantry-red (late 1940); 2<sup>nd</sup> Infantry-blue (late 1940, not likely in use until 1941<sup>2</sup>); 3<sup>rd</sup> Infantry-French grey (August 1941); 4<sup>th</sup> Armoured-green (1942); 5<sup>th</sup> Armoured-maroon (1942); 6<sup>th</sup> Division-red over blue, divided diagonally (September 1942); 7<sup>th</sup> Division-green over French grey, divided diagonally (September 1942); 8<sup>th</sup> Division-maroon over green, divided diagonally (September 1942). Infantry of the 1<sup>st</sup>, 3<sup>rd</sup>, 6<sup>th</sup>, 7<sup>th</sup> and 8<sup>th</sup> Divisions and armoured and infantry troops of the 4<sup>th</sup> Division wore the plain divisional patch. Initially, the 2<sup>nd</sup> Division opted not to wear unit shoulder flashes and instead adopted secondary geometrical shapes worn immediately above the divisional distinguishing patch, as had been the practice during the First World War. However, by late 1942 units of the 2<sup>nd</sup> Division had adopted embroidered melton cloth unit shoulder flashes and standard rectangular distinguishing patches. 5<sup>th</sup> Armoured Division also opted to dispense with unit shoulder flashes and instead had regimental and supporting corps title abbreviations embroidered in a horizontal line across the formation patch. However, by 1944 most units of the 5th Division, and the Army in general, had adopted unit shoulder flashes worn above the formation patch. Supporting corps and services in the 1st through 5th Divisions generally wore the abbreviated corps title (RCASC, RCE, RCOC etc.) embroidered on the formation patch but eventually they, too, joined the movement toward coloured unit shoulder flashes worn above a plain divisional patch. Troops serving with Brigade Headquarters were identified by a coloured bar three inches wide by ½ inch high worn above the

<sup>2</sup> Photograph, Camerons of Canada Museum, Inspection of Battalion, Minley Grange, 27 March 1941-divisional distinguishing patches not in use at that time.

divisional distinguishing patch. In order of Brigade seniority, the bars were green, red and blue.

A lozenge shaped patch was adopted for I and II Canadian Corps (late 1940 and 1942 respectively) and First Canadian Army (1942). Initially these patches also carried the abbreviated titles of the various Corps and Army troops. I Corps wore a red lozenge<sup>3</sup>, II Corps, blue and First Canadian Army, a red lozenge with a blue bar superimposed across the centre. Green lozenge shaped patches were also worn in Canada by Pacific Command (1942) and Atlantic Command wore French grey (1942). These patches were plain and were worn below coloured cloth shoulder flashes of the various regiments, corps and services.

A multi-coloured hexagonal shaped patch was approved for the Canadian Army Pacific Force in 1945. It was divided into six equal wedge-shaped segments of red, blue, French grey, green, maroon and black (4.11).

<sup>3</sup> Initially certain I Corps troops wore lozenges in their respective corps colours: medical-cherry, dental-green, pay-blue, signals-blue and artillery-blue. This confusing situation was eventually rectified with the adoption of the red lozenge for all I Corps troops.

## 4.11 Canadian Distinguishing Patches Since 1940



4.11 Top row from left: Canadian Military Headquarters, London; Royal Canadian Artillery, I Corps; First Army; II Corps; Canadian Army Pacific Force. Second row: 1<sup>st</sup> Infantry Division; 2<sup>nd</sup> Infantry Division; Royal Canadian Corps of Signals, 3<sup>rd</sup> Infantry Division; 4<sup>th</sup> Armoured Division. Third row: Lord Strathcona's Horse, 5<sup>th</sup> Armoured Division. Fourth row: United Nations; 1<sup>st</sup> Armoured Brigade; 2<sup>nd</sup> Armoured Brigade; Canada/United Nations, 1950-1967. Fifth row: Force Mobile Command, 1968-1974.

## POST-SECOND WORLD WAR BATTLE DRESS

---

Following the Second World War, the Canadian Pattern Battle Dress jacket was modified. Beginning in 1947 the jacket for all ranks was produced with an open collar and lapels (dated example, Camerons of Canada Regimental Museum Collection). The intent was that the jacket should be worn with shirt and tie and open collar on almost all occasions. The collar could be buttoned closed; however, to do so was awkward as there were no hooks or closure tab (4.12). The body of the jacket was made from three pieces of fabric which were seamed from the armpits to the waistband. The number of pleats on the back was reduced to two. The additional sizes Extra Small and Small were added to the range covering chest sizes from 29" to 32" and heights from 5'1" to 5'2" (*MECA, October 1963, Size Chart C*). During the post-war period some officers reverted to the practice of providing themselves with Battle Dress made up of Service Dress materials as they had done in the early part the Second World War (example, Fort Garry Horse Museum Collection) (4.13). The 1947 Pattern jacket remained in use as an item of field wear until the introduction of Combat Dress in 1963/64 and some Reserve regiments were still wearing it in the field as late as 1971. Battle Dress remained in use as a non-operational dress with the Regular Force until the introduction of the Canadian Forces green Service Dress uniform in 1969. Some Reserve regiments continued to wear it as late as 1974.

## 4.12 Battle Dress Blouse, Drab Wool, Pattern 1947, Canadian



**4.12 front** Major, Queen's Own Cameron Highlanders of Canada. Made with lapels, it was intended to be worn with collar open but could be fastened if required. (Cameron's of Canada Regimental Museum Collection)



**4.12 back** Pleats reduced to two.

## 4.13 Officers' Battle Dress Blouse Barathea, Pattern 1947, Canadian

**4.13** Lieutenant Colonel, Fort Garry Horse. Blouse made of barathea service dress material. Officers were allowed this option during the first half of the Second World War and again following the War. Cuffs fasten with two leather buttons each—a regimental anomaly. (Fort Garry Horse Regimental Museum Collection)



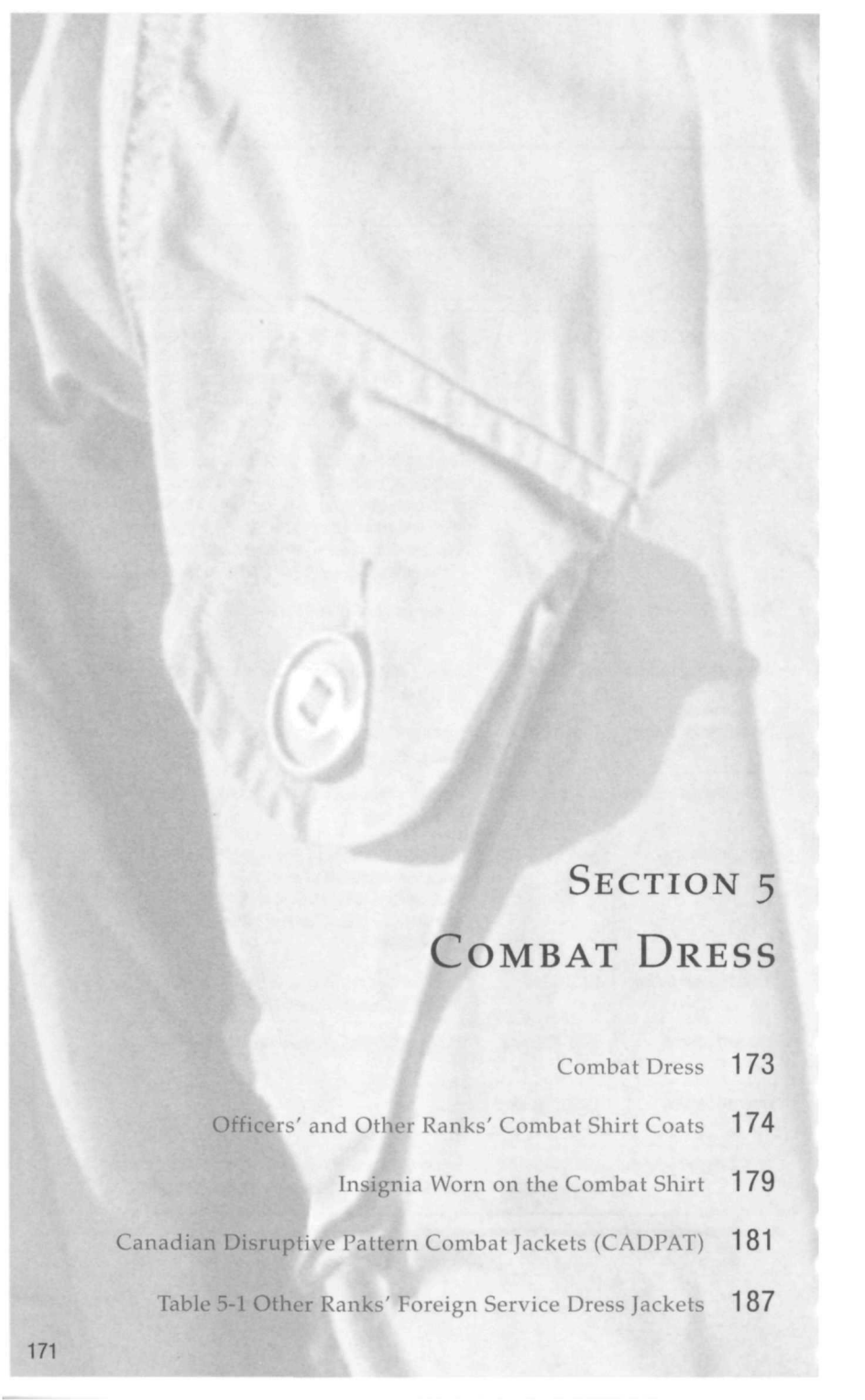
**TABLE  
4-1**

**OFFICERS' AND OTHER RANKS' BATTLE DRESS BLOUSES**

Pattern	Collar	Breast Pocket
1938 British, Drab Wool	stand & fall; 2 hooks	box pleats; pointed flaps; concealed buttons
1939 Canadian, Drab Wool	stand & fall; 2 hooks	box pleats; pointed flaps; concealed buttons
<sup>4.2</sup> 1939 a Canadian, Drab Wool	stand and fall; wool serge tab & button closure	box pleats; pointed flaps; concealed buttons
<sup>4.5a</sup> 1939 b Canadian, Drab Wool	open; faced lapels	box pleats; pointed flaps; concealed buttons
<sup>4.3</sup> 1939 c Canadian, Drab Wool	open; faced lapels; tab retained for closing	box pleats; pointed flaps; concealed buttons
<sup>4.6</sup> Canadian, Overall, Blouse, Khaki Drill	stand & fall; 2 hooks	box pleats; straight flaps; concealed buttons
<sup>4.4</sup> 1940 British (Utility Pattern) Drab Wool	stand & fall; 2 hooks	no pleats; pointed flaps; exposed buttons;
1939 British, Overalls, Blouses, Denim	stand & fall; 2 hooks	box pleats; pointed flaps concealed buttons
1940 British, Overalls, Blouses, Denim	stand & fall; 2 hooks	no pleats; pointed flaps; exposed buttons
<sup>4.8</sup> 1943 British (Indian) Tropical, Aertex	shirt-type; button closure	box pleats; straight flaps; exposed buttons
<sup>4.12</sup> 1947 Canadian, Drab Wool	open; lapels	box pleats; pointed flaps; concealed buttons



Front Opening	Dates	Comments
fly; concealed buttons	1938-1945	pockets in line with 2nd button hole, moved up ½ inch from May 1939; from July 1940 the collar lined - drab drill material & improved waist buckle with teeth; two interior breast pockets; front buttons, brass 4-hole, shoulder strap buttons, 4-hole plastic or revolving shank type
fly; concealed buttons	1939-1945	based on British pattern; finer fabric and more generous in cut than British issue; Officers' jackets sometime made up of SD materials; June 1940, permission to line collars with khaki drill cotton fabric; front buttons-metal, centre bar type; shoulder strap buttons - 4-hole plastic; later, all buttons metal centre bar type; 2-piece body, centre back seam
fly; concealed buttons	1943-1947	all buttons metal centre bar type
fly; concealed buttons	ca. 1940-1947	closed collar version permanently converted to open collar for officers
fly; concealed buttons	1944-1946	closed collar version converted to open but capable of being closed; worn by other ranks
fly; concealed buttons	example dated 1940	shoulder straps sewn down at upper ends; all buttons metal centre bar type
exposed buttons	June 1942-1945	from 1942 to Sep 1945 treated with chemicals to provide protection against gas vapour; from 2 Jan 1943, one inside breast pocket left side; front buttons, 4-hole plastic; shoulder strap buttons, plastic revolving shank, & from 15 July 1942, 4-hole plastic type
fly; concealed buttons	1939-1945	from 1940, an improved waist buckle with 'teeth' to prevent slipping; all buttons, plastic revolving shank type
exposed buttons	1942-post war	all buttons visible, plastic revolving shank type
exposed buttons	1942-post war	
fly; concealed buttons	1947-1969/70; later by Militia	sometimes made of barathea for officers; all buttons metal centre bar type; 3-piece body, underarm seams



## SECTION 5

# COMBAT DRESS

Combat Dress	173
Officers' and Other Ranks' Combat Shirt Coats	174
Insignia Worn on the Combat Shirt	179
Canadian Disruptive Pattern Combat Jackets (CADPAT)	181
Table 5-1 Other Ranks' Foreign Service Dress Jackets	187



SECTION 5

## COMBAT DRESS

---

In 1963, a new combat uniform was introduced for the Canadian Army. Unlike previous uniforms, which followed closely those of British pattern, the new clothing was completely Canadian in design and development. Combat Dress was developed over a period of three years by the Directorate of Inter-Service Development in Ottawa. Combat Dress was intended for all-weather use, and consisted of a General Service combat jacket, a combination shirt-coat, GS trousers, and combat boots. With the introduction of Combat Dress, Battle Dress and the greatcoat were discontinued as items for field wear, but continued in service as items of non-operational dress until the introduction of the CF green uniform. The Canadian Army combat uniform, in its various forms, has served nearly 40 years. It is one of the longest serving uniforms in the history of the Canadian Forces ("New Combat Clothing For Canadian Army" *CAJ*, Vol. XVI, No. 1, 1962, pp 12-13).

## OFFICERS' AND OTHER RANKS' COMBAT SHIRT COATS

---

The Combat Shirt-Coat was identical for both officers and other ranks. The Shirt Coat, Man's Combat, GS was introduced in 1963 and issued to the Regular Force in 1964. It was made of a nylon-cotton twist fabric and produced in twelve sizes. The coat was olive green (drab) hip length and fastened with 6 drab plastic buttons. The collar was of the shirt-type and was normally worn open. The sleeves terminated in buttoned wristbands and could be rolled up above the elbow. The elbows were reinforced. The shirt-coat pockets were intended to carry magazines for the FN C1 Rifle. This was necessary because the soon-to-be introduced 1964 Pattern Web Equipment, which was first issued in 1966, did not include ammunition pouches (Summers, BGen. J., *Tangled Web*, p 121). There were pockets on each breast which tilted inward at the top and closed with flaps and buttons. They were intended to carry one magazine each. The forward edge of the left breast pocket on this and subsequent variations of the coat incorporated a sleeve for carrying a dosimeter although it was more frequently used to carry a pencil. The lower front pockets were also of the box type and had internal nylon divisions for carrying two rifle magazines each. There were two interior breast pockets and a draw-string in the hem of the coat (5.1).

### 5.1 Shirt-coat, Man's, Combat, GS, Nylon-Cotton Twist, 1963

5.1 Reinforced elbows, no drawstring in waist.  
(private collection)



Circa 1970 the shirt-coat pattern was modified. The coat nomenclature became, *Shirt-Coat, Man's, Combat, Olive Drab No. 7, General Service*. It was also produced in the colour variant Olive Green 107. Both were made of water repellent plain weave cotton-nylon (*Canadian Forces Manual of Materiel, Outerwear, Mens, CFP 137 Part 2, 18 May 1972, pp 38-40*). Modifications included shortening the elbow reinforcement patches by about one-quarter, adding vents to the rear of the sleeves, and reducing the number of interior breast pockets to one on the left breast (5.2).

## 5.2 Shirt Coat, Man's, Combat OG 107, GS

5.2 Ca. 1970, smaller reinforcing patches on elbows, no drawstring in waist. (private collection)



Circa 1972 the coat was again modified becoming the *Coat, Combat, Man's Light Weight, OG 107, GS, Mark 2*. The nylon-cotton twist fabric for this variant was produced in two finishes: pure finish which was devoid of sizing and thermosetting resin; and quarpel, a water repellent finish which caused moisture to bead up and run off rather than permeate the surface (*Canadian Forces Manual of Materiel, Outerwear, Mens, CFP 137 Part 2, 18 May 1972, pp 22-23*). An additional drawstring was added at the waist, elbow reinforcing patches were discontinued, the buttons on the front opening, cuffs and shoulder straps were attached by cloth loops (as had always been the case with the pocket buttons) instead of being sewn on directly. Velcro was used to close the interior breast pocket (5.3). This coat was also produced in an experimental camouflage version which never became a general issue (5.4).

### 5.3 Coat, Combat, Man's, Light Weight, OG 107, GS, MK 2

5.3 Ca. 1972, no reinforcing patches on elbows, drawstring in waist. (Cameron's of Canada Regimental Museum Collection)



### 5.4 Coat, Combat, Man's, Light Weight, Camouflage

5.4 Camouflage version of Coat, Combat, Man's, Light Weight 107, OG GS MK II. (Brett Takeuchi Collection)



Circa 1983 the coat designation became Coat, Combat, Light Weight, MK III and the style was altered dramatically. This version was a result of the introduction of the 1982 Pattern Web Equipment which reintroduced ammunition pouches and was intended to be worn with the waist belt cinched around the hips. The new shirt dispensed entirely with pockets capable of carrying rifle magazines. The lower front pockets disappeared all together (as they would not be accessible given the position of the belt) and the breast pockets became flat with slots for pencils etc. The shirt could be worn tucked into the combat trousers. The number of buttons increased from six to seven and elbow reinforcing patches were reintroduced, but now they continued all the way around the arm. This coat was not overly popular. The MK II coat was never recalled and the MK III never replaced it. The two types were worn concurrently although the MK III was seen less and less frequently (5.5).

## 5.5 Coat, Combat, Light Weight, MK III



**5.5 Front** Introduced early 1980s, worn concurrently with but never replaced the MK II version. (private collection)

**5.5 Pocket** Coat, Combat, Light Weight, MK III

**5.5 Elbow reinforcing** Coat, Combat Light Weight, MK III

The final modification of the Coat, Light Weight, Combat occurred in the early 1990s. This coat is essentially the MK II with the addition of elbow reinforcement patches. The patches are longer than any of the previous, covering the elbow and continuing to the wristband. The identification label is printed in black on drab fabric. All previous coats utilized black on white labels (5.6). This coat was also produced in a very light drab and tan versions known as the Coat, Combat, Light Weight MK II Types A and D respectively (5.7). These variants were issued to the Canadian Airborne Battle Group in Somalia. A desert uniform was also issued to Canadian Engineers serving in Kuwait in 1991 ("On Uniforms" *Esprit de Corps*, Vol.9, Issue 4, Feb 2002, p 27). Types B and C also exist however their specifications have not yet been located. By 1996 none of the A through D Type coats were listed in the *Canadian Government Catalogue of Material*, which indicates that they had been deemed surplus and disposed of.



## 5.6 Coat, Combat, Light Weight, MK II (reinforced elbows)

5.6 Modified coat introduced early 1990s. (DND)



## 5.7 Coat, combat, Light Weight, MK II, Type A

5.7 Light drab coloured version of MK II coat issued to Canadians serving in Somalia. Example dated 1991. (Brett Takeuchi Collection)



## INSIGNIA WORN ON THE COMBAT SHIRT

---

Officers wore badges of rank on slip-ons on the shoulder straps while other ranks wore theirs on the upper arms 5½ inches (14 cm) from the shoulder seam to the bottom of the badge. Initially officers' rank insignia consisted of a drab version of the traditional crowns and stars (or 'pips') worn in various combinations depending on rank. However, with the integrated rank structure of Canadian Forces came new rank designators for officers. These consisted of narrow and wide bands woven into the slip-ons. Rank insignia for other ranks was less affected, the traditional insignia being modified slightly in some instances. Between 1983 and 1986 other ranks wore their rank badges on the shoulders straps.

Initially it appears that the combat uniform was worn in Canada without national or unit identifying flashes. By 1967 national and unit shoulder flashes, specifically designed for the combat uniform, began to appear. These flashes were rectangular shaped (2½" by ¾") with an embroidered border and the unit's abbreviated title or "CANADA" embroidered in light drab thread on a darker drab twilled cloth. The unit flashes were worn at the bottom of "slip-ons" which fitted over the shoulder straps. The "CANADA" flash was normally worn at the top of each sleeve, one inch down from the shoulder seam, but was occasionally worn on the slip-ons in place of the unit flashes.

When on United Nations service, the combat uniform was originally worn with Summer Field Dress armlets bearing coloured unit shoulder flashes of the type worn on the Battle Dress jacket. In addition, the UN patch was worn on the right armlet and the Canada/UN shield on the left, below the unit shoulder flashes. This practice seems to have continued from 1964 to 1967 when a red and white Canadian flag patch replaced the red Canada/UN shield. Sometimes drab armlets were not used and the insignia sewn directly onto the shirtsleeves. Troops serving in Europe wore the

coloured Canada flag on both arms, below the Canada flash. In 1988 a new two-tone drab Canadian flag (5 by 2.5 cm) began to replace the Canada shoulder flashes. The new flag was worn on the left arm only. The red and white Canadian flag continued to be worn (on the left sleeve) during NATO and UN operations (*Defence 71-90; Infantry Journal*, various numbers 1987-2000; "Op Palladium" *Garrison*, pp 1-12).

# CANADIAN DISRUPTIVE PATTERN COMBAT JACKETS (CADPAT)

---

In 1988 researchers began development of a camouflage pattern using digital imagery computer technology. Known as the Canadian Army Disruptive Pattern (CADPAT) it was field-tested by the army in 1997. The resulting CADPAT uniform is considered to be major step forward in battlefield survivability enhancement as it provides reduced probability of detection in comparison with the monotone drab combat uniform. The CADPAT uniform, which is a 50/50 mixture of cotton and nylon, has a camouflage pattern which is optimized for the 50 to 300 metre range. The plan is to phase in the CADPAT combat uniform as the monotone drab combat uniform is phased out. The first troops to use the new uniform operationally were those in the Battle Group of Rotation IX to Bosnia in the Summer of 2001 (Mooney, P., "Army Goes CADPAT in 2000," *Maple Leaf*, Vol. 3, No. 10; "Camp Drvar" *Maple Leaf*, Vol. 4, No. 44, December 2001, p 12) (5.8).

## 5.8 Coat, Combat, Light Weight, Camouflage

5.8 Prototype from Clothe the Soldier Program.  
(Brett Takeuchi Collection)



The Coat, Combat, Light Weight, CADPAT is a hip length garment with box-type breast pockets of greater width than those on previous combat jackets. Though no longer required for carrying rifle magazines, the roomy box-type are retained on the new jacket,

in response to user demand. The lower front pockets are also of the box type. Drawstrings are located in the waist and hem, and the elbows/forearms are reinforced. There are no shoulder straps, but a single strap is located on the front of the jacket and is intended to carry a slip-on with rank insignia and unit shoulder flash. The strap is fixed at its base and buttons at the top. A name tag (black on drab) which incorporates an environment indicator (crossed swords, anchor or albatross for army, navy and air force respectively) is worn above the right breast pocket and, unlike those on previous combat coats, is attached by a velcro strip (5000-13 (DLP) November 1997 Chief of Land Staff, *Army Dress Proposal* p 4/7). A nationality indicator (Canadian flag, in shades of drab or red and white) is worn at the top of the left sleeve. They too attach by means of velcro and are interchangeable. Presently the red/white flag is used in the Former Yugoslavia (Bosnia-Herzegovina) (White, Capt. V., "Amazing Ardvark" *Maple Leaf*, Vol. 5, No. 5, February 2002, p 2) while the drab flag is worn in Canada and by Canadian troops serving in Afghanistan (Kelly, G. "Immediate Reaction Force Ready to Go" *Maple Leaf*, Vol. 4, No. 44, December 2001, p 3; "A Week of Terror, Triumph for Canada's Deadly Snipers" *Winnipeg Free Press*, 19 March 2002, p 1). All buttons on this coat are exposed. This Pattern coat was first issued in 2001 (5.9).

## 5.9 Coat, Combat, Light Weight CADPAT (Canadian Army Disruptive Pattern)

5.9 Introduced in 2000 and first used operationally in Bosnia during 2001. Temperate Woodland (TW) variation. (DND)



The most current variation of the CADPAT combat coat is designated the Coat, Combat, Light Weight, CADPAT A/AF. The A/AF designation indicates that it is intended for issue to both army and air force personnel. To meet Air Force requirements, all buttons are concealed to prevent snagging. The strap for securing the rank slip-on is reversed on this jacket, being sewn to the garment at the top and buttoned at the bottom. This modification reduces the possibility of the strap becoming entangled when the soldier is crawling etc. Name tags and rank insignia are embroidered on CADPAT fabric. Limited issues of the A/AF coat were made, for trial and evaluation purposes, in the fall of 2001 (for example, to "Charlie" Company, 3rd Battalion, PPCLI) followed by limited general issues in 2002 (for example, to some members of 2nd Battalion, PPCLI participating in Op. Palladium, Bosnia-Herzegovina, Rotation 11) (5.10a). Plans also include the production and acquisition of an arid-region CADPAT uniform in sufficient quantity to clothe two battle groups (Turcotte, S., "CADPAT Conversion Begins This Spring" *Maple Leaf*, Vol. 4 No. 4) (5.11).

## 5.10a Coat, Combat, CADPAT A/AF (Canadian Army Disruptive Pattern, Army/Airforce)

5.10a Modified version introduced in 2001. Temperate Woodland (TW) variation. (DND)



## 5.10b Name Tag

5.10b name tag For Coat, Combat, CADPAT, A/AF



## 5.10c Rank Slip-on

5.10c rank slip-on for coat, Combat, CADPAT A/AF.



## 5.11 Rank Insignia Styles Worn on Canadian Uniforms Since 1899



5.11 Top row from left: infantry, Foreign Service Dress, Boer War; infantry Service Dress 1903-ca. 1909. Second row: Service Dress ca. 1909-1945 and Battle Dress 1939-45; Service Dress and Battle Dress 1945-post-war. Third row: Khaki Drill Service Dress, 1920s-WWII; Service Dress and Battle Dress, post-Korean conflict-CF amalgamation. Fourth row: CF Combat Dress, ca. 1969-2002 (the maple leaf appeared after amalgamation, from 1964 to 1969 worn without same); CF Service Dress since 1969.

**TABLE  
5-1**
**OFFICERS' & OTHER RANKS COMBAT SHIRT COATS**

Pattern	Collar	Waist	Pockets
5.1 Shirt-Coat, Man's, Combat, GS, Nylon Cotton Twist, 1963	shirt-type	no drawstring	breast: box type for 1 rifle magazine each; lower: box type for 2 mags. ea.
5.2 Shirt Coat Man's, Combat, OG 107, GS	shirt-type	no drawstring	breast: box type for 1 rifle
5.3 Coat, Combat, Man's, Light Weight, OG 107, GS, MK 2	shirt-type	drawstring	magazine each; lower: box type for 2 mags. ea.
5.4 Coat, Combat, Man's, Light Weight Camouflage trial	shirt-type	drawstring	breast: box type for 1 rifle magazine each; lower: box type for 2 mags. ea.
5.5 Coat, Combat, Light Weight, MK III	shirt-type	no drawstring	breast: box type for 1 rifle magazine each; Lower: box type but without mag dividers
5.6 Coat, Combat, Light Weight, MK II (reinforced elbows)	shirt-type	drawstring	breast: flat pockets with flaps and buttons, 3 loops for pencils on exterior of each pocket; no lower pockets
5.7 Coat, Combat, Light Weight, MK II, Type A	shirt-type	drawstring	breast: box type for 1 rifle magazine each; lower: box type for 2 mags ea.
Coat, Combat, Light Weight, MK II, Type B			
Coat, Combat, Light Weight, MK II, Type C			
Coat, Combat, Light Weight, MK II, Type D	shirt-type	drawstring	magazine each; lower: box type for 2 mags each
5.8 Coat, Combat, Light Weight, Camouflage, Prototype (Clothe the Soldier Program)	shirt-type	no drawstring	breast: box type for 1 rifle magazine each; lower: box type for 2 mags. ea.
5.9 Coat, Combat, Light Weight, CADPAT (Clothe the Soldier Program)	shirt type	drawstring	breast: flat type, flaps close with velcro; lower: flat type with pleat, flaps close with buttons
5.10a Coat Combat, CADPAT A/AF (Clothe the Soldier Program)	shirt type	drawstring	breast: box type, larger than previous patterns; lower: box type without magazine dividers breast: large box type; lower: box type without magazine dividers



Elbows	Dates	Comments
reinforced	1963+	drab; two interior breast pockets
patch reduced by 1/4 ) cuff vents introduced	1970+	drab; one interior pocket without velcro closure, left breast
not reinforced	ca. 1972; examples dated 1978, '80 & '89	drab; one interior pocket with velcro closure, left breast
not reinforced	ca. late 1970's-early 1980's	combination of olive green, brown, tan and black; based on British pattern camouflage; one interior pocket, left breast
reinforced all round	ca. 1983+ limited issue	drab; one interior pocket with velcro closure, left breast
reinforced (extra long reinforcing patch: from elbow to cuff band)	1990's-2002	drab; drab coloured label, all previous labels are white
reinforced, elbow to wristband	example dated 1991; limited issue	light drab; one interior pocket with velcro closure, left breast
		specifications unknown
		specifications unknown
reinforced, elbow to wristband	example dated 1992; limited issue	tan; one interior pocket with velcro closure, left breast
reinforced all round		olive green, light green, medium brown, black; one interior pocket, with velcro closure, left breast; pattern based on British DPM camouflage
reinforced; elbow to wristband	2001+	Canadian Army Disruptive Pattern, Temperate Woodland: olive green, light green, light brown, black; all front opening and pocket buttons visible; no shoulder straps; one interior pocket with velcro closure, left breast
reinforced; elbow to wristband	2002	Canadian Army Disruptive Pattern, Temperate Woodland: olive green, light green, light brown, black; one interior pocket, with velcro closure, left breast; front opening and pocket buttons are concealed by fly; no shoulder straps; one interior pocket with velcro closure, left breast.

## REFERENCES *(order cited in text)*

---

### Abbreviations:

ACI	Army Council Instruction (British)
AO	Army Orders (British)
CAJ	Canadian Army Journal
CARO	Canadian Army Routine Orders
CCA	Canadian Cavalry Association
CIA	Canadian Infantry Association
CLC	Canadian List of Changes in War Materiel
CR	Clothing Regulations 1943. Other Ranks, Canadian Army Overseas and Volunteers, Canadian Women's Army Corps Overseas
CCM	Regulations for the Clothing of the Canadian Militia
DR	Dress Regulations
FI&A	Financial Instructions and Allowances
IRD	Instructions Regarding Dress, Active Militia of Canada
MECA	Materiel Entitlements for the Canadian Army
MGO	Militia General Orders (Canadian)
MO	Militia Orders (Canadian)
MR	Annual Report of the Department of Militia and Defence
PSI	Priced Scales of Issue, Clothing, Necessaries, Accoutrements, and Anti-Gas Equipment for Personnel of the Canadian Army Overseas
PVCN	Priced Vocabulary of Clothing and Necessaries
RO (CEF)	Routine Orders, Canadian Expeditionary Force
RACD	Royal Army Clothing Department
SP	Sessional Papers (Government of Canada)

### Section 1 Foreign Service Dress

- AO 83, 1896
- Mollo, J., *Military Fashion* p. 216
- DR 1900, p. 75
- SP 35a, 1901, Supplementary Report, Report A, p. 13
- SP 35a, Report D, p. 112
- MR 1900, pp 13-18
- SP 35a, Further Supplementary Report, 1903, p. 92

### Section 2 Universal Service Dress

- AO 10, 1902
- DR 1904
- GO 49, April 1903
- GO 73
- GO 73, May 1903
- GO 188, Dec 1903
- AO 40, 1902
- AO 261, 1902
- Photo, Officers 5th CMR, RCMP Museum
- GO 189, December 1903

DR 1904  
GO 175, Oct 1912  
AO 279, 1913  
GO 193, Dec. 1914  
GO 54, 1912  
MGO 293, 20 June 1914  
GO 119, July 1914  
G.O. 49, 16 Apr 1917  
ACI 1814, 1917  
ACI 384, 1918  
AO 539, 1920  
GO 148, Sep. 1922  
Photo, private collection, Composite Company, Manitoba Rangers, Brandon, 7 June 1931  
Davis, B., British Army Uniforms & Insignia, pp 159-60 & DR Canada, 1943, p 35  
DR, 1953 amendment dated 17 January 1955  
Correspondence: L. Harcourt to HRH The Duke of Connaught, 5 Dec 1912  
Photo No. 2989, Manitoba Museum Collection  
MGO 271, 27 May 1911  
MGO 282, 13 June 1914  
GO 27, 15 March 1917  
GO 27, 15 March 1917  
GO 148, 1 Sep 1922  
RO 107, 26 Jan 1918  
DR 1943, p18  
SP 35a, 1903, p 92 & 94  
PVCN 1907  
Duguid, Col. A.F., Official History of the Canadian Forces 1914-1919, p 145  
RACD P8407/1915  
Queen's Own Cameron Highlanders of Canada Regimental Museum, examples of Canadian-made 1902  
Pattern other ranks' Service Dress jackets  
Manitoba Museum, examples of Canadian-made 1902 Pattern other ranks' Service Dress jackets  
Private collections, examples of Canadian-made 1902 Pattern other ranks' Service Dress jackets  
Parks Canada, Fort Garry Horse Regimental Museum and Archives, Royal Winnipeg Rifles Regimental  
Museum, Camerons of Canada Regimental Museum and private collections, examples of variations in  
other ranks' Service Dress lining materials  
Lord Strathcona's Horse Regimental Museum, example of variation of Pattern 1902 other ranks'  
Service Dress jacket  
ACI 129, 1924  
ACI 693, 1924  
Calgary Highlanders Regimental Museum, example of variation of post-First World War other ranks'  
Canadian-made 1902 Pattern Service Dress jacket  
Fort Garry Horse Regimental Museum, photo, Service Dress with chain epaulettes  
GO 73, May 1903  
Clothing of the Canadian Militia, 1909, p. 28  
CLC 15 Aug 1913, pp 18-19  
Duguid, Official History, Appx. pp 70-72  
Law, C. Khaki, p 6  
Royal Canadian Regiment Museum, example of modified Canadian 1903 Pattern other ranks' Service  
Dress jacket  
FI & A, CEF, 1916, p 99  
G.O.150, 1 June 1921

DR 1943, p 58  
Law, C., Distinguishing Patches, p3  
RO 1839, May 1917  
DND/DHH File 506.089 (D3) Description of Distinguishing Patches Worn by CEF, 5 Oct., 1927  
DND/DHH File 5th Battalion, CEF  
Law, C. Distinguishing Patches, p 4  
Dress Regulations, 43rd Canadian Battalion, 10 March 1918  
5th Battalion, Battalion Orders, Part I, 29 June 1916  
MO 525, 2 Nov 1921  
GO 82, 1 Sept. 1916  
AO 4, 1918  
RO (CEF) 508, 1 May 1918  
GO 46, 25 Feb 1920  
Summers, J. & Chartrand, R., Military Uniforms in Canada, p164  
Tyler, G. The Lion Rampant, p 87  
Correspondence D. Ceremonial to HQ, FMC, 1 Feb 80; CO Cams of C to D. Ceremonial, 4 Oct 1980  
Reservist, Vol. 11 No. 2 April 1985, p1  
Camerons of Canada, verbal communication with R.Q.M.S., March 2002

### **Section 3 Universal Service Dress: Khaki Drill and Tropical Worsteds; Bush Dress of the Second World War; Post-war Summer Field (Bush) Dress and Militia Rangers Dress**

Mollo, J., Military Fashion, pp 211-16  
GO 48, 1899  
GO 73, May 1903  
Clothing of the Canadian Militia, 1909, p35  
R.J. Inglis Ltd. Price List, Military Uniforms and Equipment for all Branches of the Service (ca. 1912-14)  
Duguid, Col. A.F., Official History Appx., p71  
Canadian War Museum, example of denim fatigue jacket  
Statements of Issues of Personal Clothing and Equipment for the 73rd Battalion CEF  
Lincoln and Welland Regiment Museum, example of khaki drill fatigue jacket  
Duguid, Col. A.F., Official History, Appx., p 55  
Meek, J.F., Overseas, p 119  
Nicholson, Col. G.W.L., Official History, CEF, pp490-99  
ACI 230, 1932  
ACI 178, 1935  
IRD, 1924, p 14;  
Winnipeg Garrison Military Tournament, 1934, photos 2 MMG Bde, p39 & 10 MG Bn, p 49, Camp Shilo  
GO 150, 1 June 1921  
DR 1943, p 58  
Nicholson, Col. G.W.L., The Fighting Newfoundlander, p 156  
Brayley, M.J. & Ingram, R., Khaki Drill and Jungle Green, p 12  
CCM 1922, Pt II, Non-Permanent units, pgs. 19 & 34;  
CCM 1924 Pt. I, Permanent Active Militia, tables 2,3 & 4  
Fort Garry Horse Museum, film footage of unit at Camp Shilo, 1938  
CCA, Proceedings, 1938, p 35  
CCA, Proceedings 1938, p68  
Dorosh, M.A., Dressed to Kill, p 36  
Camerons of Canada Regimental Museum, photo, D Coy., A. 15 Infantry Training Centre, Winnipeg,  
May 1941  
The Centurion, No. 4, Sept. 1941, p1;  
Private collection, photos, Winnipeg Grenadiers, khaki drill Service Dress

Camerons of Canada Regimental Museum , photos, 2nd Reserve Battalion Album, 1942, 1944, NCOs,  
khaki drill Service Dress  
DR 1943, p 41  
DR 1943, p58  
CIA., Proceedings, 1959, p 31  
Camerons of Canada, interviews, retired unit officers and ncos  
Fort Garry Horse Museum, Presentation of Guidon Album, 1964  
Brayley, M.J., and Ingram,R., Khaki Drill & Jungle Green, pp 8, 104-05  
Joyce, Ken, personal communications, 3 May, 19 & 22 July 2002  
"The Afrika Korps? No,"The Shilo Observer, 1 July 1949;  
"New Active Force Bush Clothing," Canadian Gunner, 7 April 1950  
DR 1953, p 71  
DR 1953, pp 20-21;  
Standing Orders, RCOC, 1965, p79  
Bezeau, Capt.V., personal communications, 11,13&20 March 2002  
Stewart, C.H., The Concise Lineages of the Canadian Army, p 167  
DND, Provisional Specification No. A-123 for Coat, Militia Rangers

#### **Section 4 Battle Dress**

Provisional Specification No. E/1037, 28 Oct 1938  
Stacey, Col. C.P, Official History of the Canadian Army, Vol. 1, p 55  
English, J.A. Failure in High Command, p 76  
"Battle Dress," Contacts, October 1945, p 21  
PSI, 10 Feb 1945, Part 1 Appendix III, p 19  
CARO 521, 1940  
CARO 3333, 1943  
CR 1943  
RO 184, 3rd Canadian Infantry Division, 28 Dec 1945  
Specification No. U/ 617  
Specification No. U/617G  
ACI 1320, 1942  
Specification No. U/1076B  
ACI 2364, 1941  
DR 1943, p38  
PSI, 10 Feb 1945, Pt 1, Table 3, p 6  
Brayley, M.J. & Ingram, R., Khaki Drill & Jungle Green, p 96  
Camerons of Canada Regimental Museum, photo no. 40-78g, 277, other ranks, Camerons of Canada  
wearing brass shoulder titles on Battle Dress blouses  
Private Collection, Battle Dress blouse with brass shoulder titles, CO Winnipeg Light Infantry,  
dated 1940  
CARO 162, 1939  
CARO 1415, 1941  
CARO 2680, 1942  
DR 1943, p 27  
CARO, 8 July 1944  
Camerons of Canada Regimental Museum, example of open collar Battle Dress blouse dated 1947  
MECA, Scale of Issue for Canadian Army (Militia) Oct 1963, Size Chart C  
Fort Garry Horse Regimental Museum, example of post-Second World War officers' Battle Dress Blouse  
made of barathea

## Section 5 Combat Dress

- "New Combat Clothing For Canadian Army" CAJ, Vol. XVI, No. 1, 1962, pp 12-13
- Summers, BGen. J., Tangled Web, p 121
- Canadian Forces Manual of Materiel, Outerwear, Mens, CFP 137 Part 2, 18 May 1972, pp 38-40
- Canadian Forces Manual of Materiel, Outerwear, Mens, CFP 137 Part 2, 18 May 1972, pp 22-23
- "On Uniforms" Esprit de Corps, Vol. 9, Issue 4, Feb 2002, p 27
- Canadian Government Catalogue of Material, 1997
- Defence, various numbers, 1971- 1990;
- Infantry Journal, various numbers 1987-2000;
- "Op Palladium" Garrison, pp1-12
- Mooney, P, "Army Goes CADPAT in 2000," Maple Leaf, Vol. 3, No. 10
- "Camp Drvar" Maple Leaf , Vol. 4, No. 44, Dec. 2001, p 12
- Correspondence, 5000-13 (DLP) November 1997 Chief of Land Staff, Army Dress Proposal, p 4/7
- White, Capt. V., "Amazing Ardvark" Maple Leaf , Vol. 5, No. 5, Feb. 2002, p 2
- Kelly, G. "Immediate Reaction Force Ready to Go" Maple Leaf, Vol. 4, No. 44, Dec. 2001, p 3
- "A Week of Terror, Triumph for Canada's Deadly Snipers" WFP, 19 March 2002, p 1)
- Turcotte, S., "CADPAT Conversion Begins This Spring" Maple Leaf, Vol. 4 No. 4



A concise guide to late 19<sup>th</sup> and 20<sup>th</sup> century Canadian Army Foreign and Universal Service Dress, Battle Dress and Combat Dress jackets, for use by Parks Canada Agency staff involved in curatorial research, exhibit design, and costume programming at National Historic Sites and Service Centers.

