



ESSENTIAL TIPS



Use transit and shuttles to explore the park, so you can spend more time sightseeing and less time driving.



Park your RV at your campsite or at designated RV lots, as marked.



If driving through the Banff or Lake Louise townsites, head out before 8 a.m. or after 6 p.m.



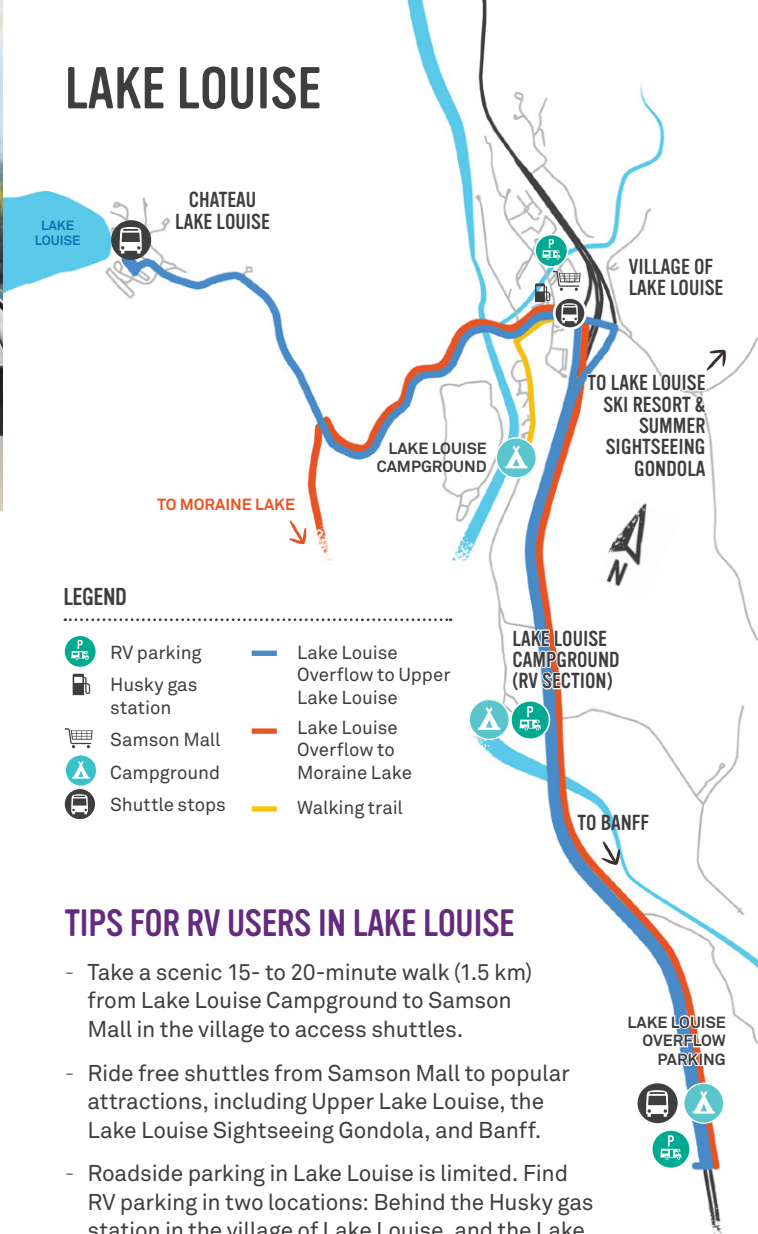
Walk or bike the trails in Banff and Lake Louise. Bicycles are available to rent at local shops.



Visit explorethepark.ca for complete transit and shuttle schedules and other great tips for enjoying the park vehicle-free.



LAKE LOUISE



LEGEND

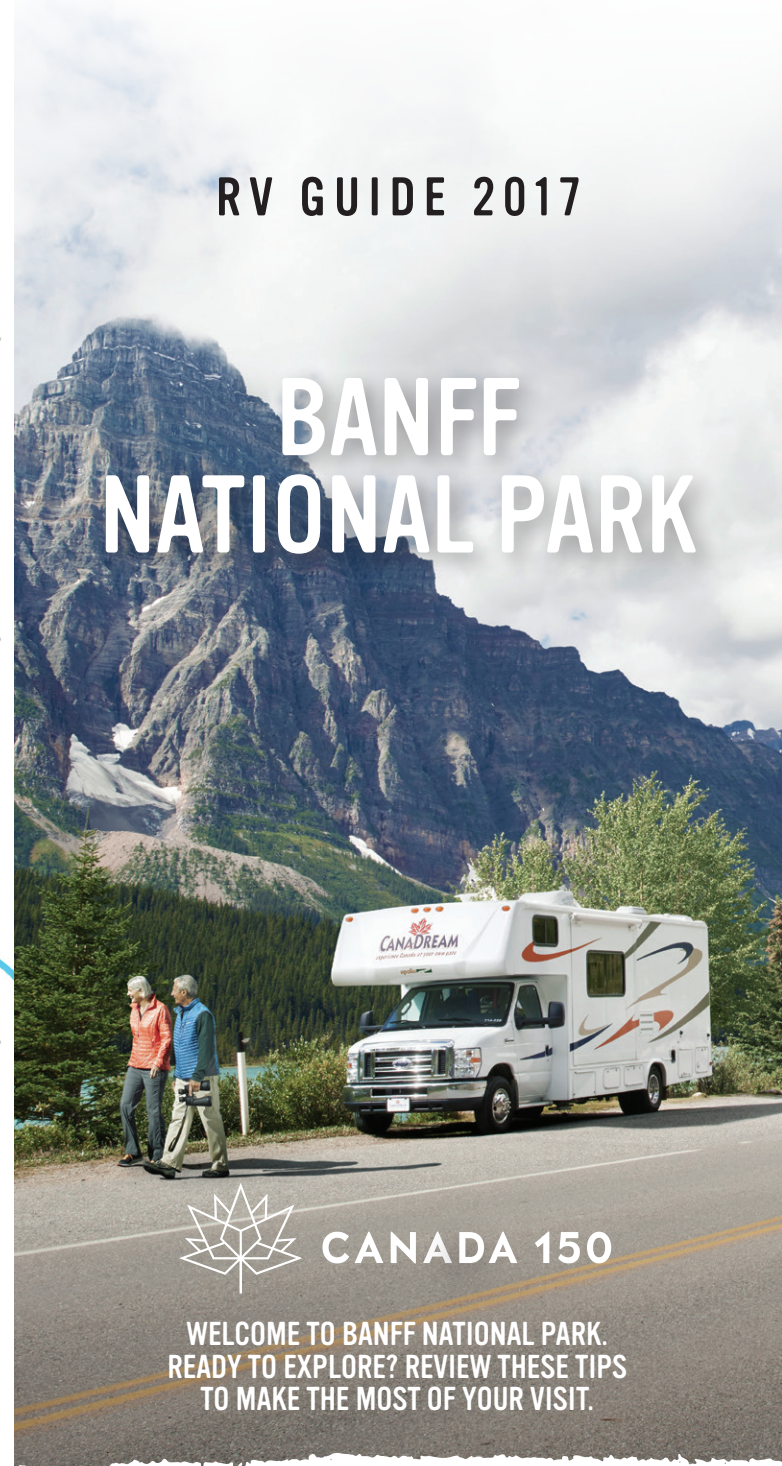
- RV parking
- Husky gas station
- Samson Mall
- Campground
- Shuttle stops
- Lake Louise Overflow to Upper Lake Louise
- Lake Louise Overflow to Moraine Lake
- Walking trail

TIPS FOR RV USERS IN LAKE LOUISE

- Take a scenic 15- to 20-minute walk (1.5 km) from Lake Louise Campground to Samson Mall in the village to access shuttles.
- Ride free shuttles from Samson Mall to popular attractions, including Upper Lake Louise, the Lake Louise Sightseeing Gondola, and Banff.
- Roadside parking in Lake Louise is limited. Find RV parking in two locations: Behind the Husky gas station in the village of Lake Louise, and the Lake Louise overflow parking lot (located on Highway 1, 5.5 km east of the exit to Lake Louise).
- Park at the overflow parking lot and take a Parks Canada shuttle to the village of Lake Louise and Upper Lake Louise (May 19 - September 10), and Moraine Lake (September 11 - October 9). Please note shuttle times may vary.
- If you are staying in the Lake Louise Campground, leave your RV parked and use the free shuttles to get around.
- Reservations at Lake Louise Campground are highly recommended. Call 1-877-RESERVE to book your campsite.

RV GUIDE 2017

BANFF NATIONAL PARK



CANADA 150

WELCOME TO BANFF NATIONAL PARK.
READY TO EXPLORE? REVIEW THESE TIPS
TO MAKE THE MOST OF YOUR VISIT.

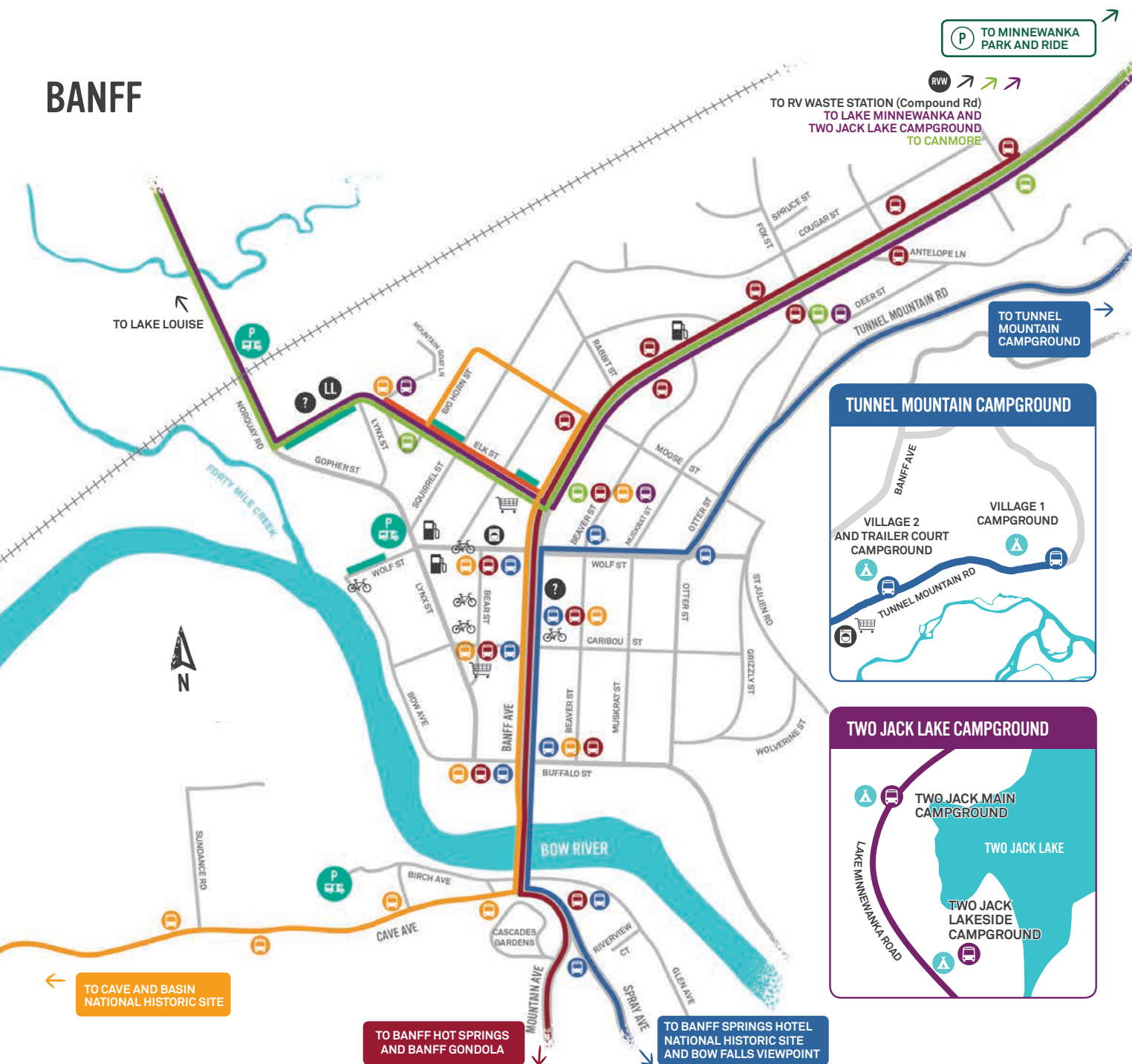


Parks
Canada

Parcs
Canada



BANFF



LEGEND

- | | | | | | |
|-------------------|------------------|----------------|---------------------|---------|---------|
| RV parking | Park and ride | Coin laundry | Supermarket | Route 1 | Route 4 |
| RV street parking | RV waste station | Gas station | Shuttle stops | Route 2 | Route 6 |
| Campground | Bike rental | Visitor Center | Lake Louise Shuttle | Route 3 | |

EXPLORE BANFF AND THE PARK WITH TRANSIT AND SHUTTLES

Leave your RV at Tunnel Mountain or Two Jack campground and start your adventure by hopping on transit to downtown Banff. It's free.

Explore as much as you want with Roam Transit's unlimited day pass - just \$5 for adults, purchased right on the bus. Roam drops you off and picks you up at all of Banff's key attractions.

Head to the Banff Train Station for the free shuttle to Lake Louise.

Visiting for the day? Park and Roam. Park in designated, long-term RV parking areas and hop on a Roam Transit bus. Check banffparking.ca for parking locations and time limits.

For more information, visit explorethepark.ca or pick up a Banff National Park Transit Guide at a Visitor Information Centre, hotel, or other local businesses.

[MORE INFO: EXPLORETHEPARK.CA](http://moreinfo:explorethepark.ca)

TIPS FOR RV USERS IN BANFF

- Check current traffic conditions at dashboard.banff.ca
- Visit pc.gc.ca/Banffnow to receive real time information on visitor services and attractions including parking, major traffic events, and more.
- You can find RV parking within a 15-minute walk from downtown.
- Find current parking availability at banffparking.ca.
- Avoid crossing the Bow River Bridge during the peak afternoon hours of noon to 6 p.m.
- Grocery stores open at 8 a.m., and gas stations at the corner of Lynx Street and Wolf Street are open 24 hours.