




Banff
National Park

Camping in the **Banff Area**

2022



Equipped campsite at Two Jack Main Campground



Également offert en français

S. Martin



Parks
Canada

Parcs
Canada

Canada



📷 Equipped Campsite

S. Martin



📷 oTENTik

P. Zizka



📷 Tunnel Mountain Trailer Court

P. Zizka

Camping during COVID-19

- You must comply with the provincial requirements for self-isolation. Please visit albertahealthservices.ca to consult the latest Alberta Health Services recommendations.
- You are not permitted to self-isolate in Parks Canada campgrounds.
- Visit parkscanada.gc.ca/Banff-COVID-19 for updated information.

While in the Park ...

For information on things to do during your visit, view these guides online at parkscanada.gc.ca/banff-brochures or pick up copies at a Parks Canada visitor centre.



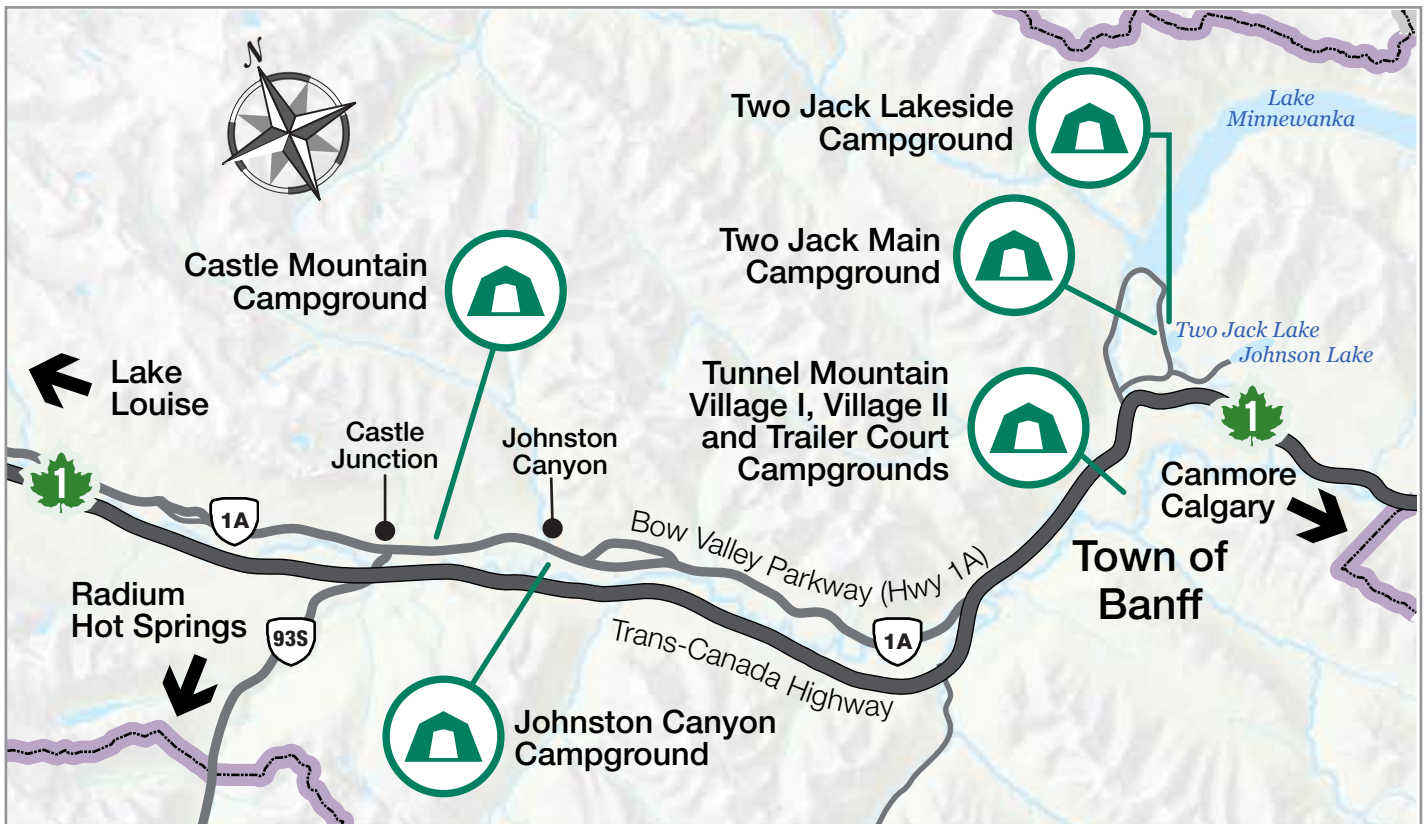
Year-round Camping

Looking for a new experience? Tunnel Mountain Village II is open year-round for camping. Bring an RV, or pack a tent and enjoy the park under a layer of fresh snow. For an easy-to-access experience, the neighbouring campground, Tunnel Mountain Trailer Court, becomes a winter activity hub for cross-country skiing, fat-biking, snowshoeing and winter walking. Throughout the park, favourite summer trails become a wonderland of snow-covered pines and white-capped mountains waiting to be explored.

Look in the *Banff National Park Visitor Guide* and visit parkscanada.gc.ca/banff-winter for more information on winter activities.



AV Wakefield



Campsite Reservations

Reservations are highly recommended for Banff area campgrounds. During the summer months, campgrounds may be fully booked. Reserve your site at reservation.pc.gc.ca or dial toll free **1-877-737-3783 (1-877-RESERVE)**.

For backcountry campers, visit parksCanada.gc.ca/banff-backcountry for more information and to book a site. Numerous hike-in campgrounds are available throughout Banff National Park and all require a backcountry permit and a national park entry pass.

Dates of Operation

Dates of operation vary from campground to campground and are available at parksCanada.gc.ca/banffcamping and on page 4 of this guide. Summer camping begins in early May, with all campgrounds open by mid to late June. Demand is heaviest from June through September.

Your Pass to Camping

Campers must acquire the following permits to camp in Banff National Park:

- **National Park Entry Pass** – available at the Banff East Gate, a Parks Canada visitor centre, or at campground kiosks. Also available online at banfflakelouise.com
- **Camping Permit** – available online (reservation.pc.gc.ca), over the phone (**1-877-RESERVE**) or at the campground kiosk. Upon arrival, check-in at the campground kiosk.
- **Fire Permit** – if you would like to have a fire, permits are available for a fee at the time of reservation or at the campground kiosk. Visit pc.gc.ca/banff-fire for wildfire and fire ban information.

More Camping Opportunities

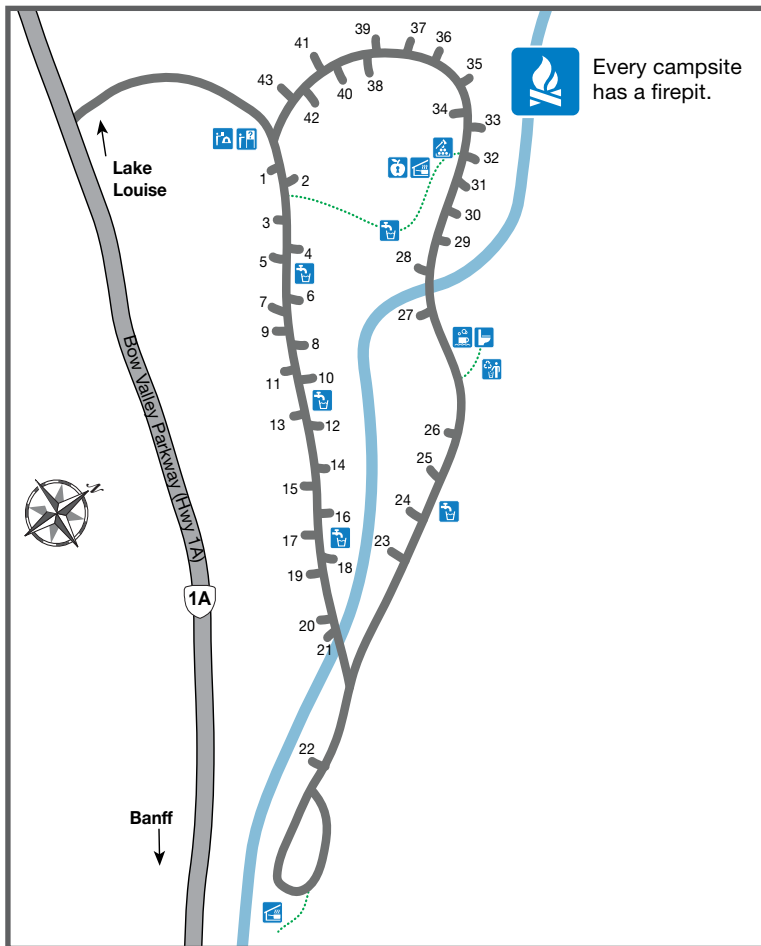
Parks Canada operates a total of 14 frontcountry campgrounds in Banff National Park, with 2 462 sites available during the summer season. In addition to the seven campgrounds in this guide, the Lake Louise area offers additional options for camping, including campgrounds in close proximity to the village of Lake Louise and along the scenic Icefields Parkway.

Where to Camp

Campgrounds	Open Dates	Full Hook-up	Electrical	Sani Dump	Flush Toilets	Showers	Firepit	Cooking Shelter	Drinking Water	Equipped Campsites	oTENTik	Reservable	Interpretive Programs	Accessible	Sites
Tunnel Mt. Village I	May 12 - Oct. 3														618
Tunnel Mt. Village II	Open year-round oTENTiks May 12 - Oct. 11														209
Tunnel Mt. Trailer Court	May 12 - Oct. 3														322
Two Jack Main	June 23 - Sep. 6														380
Two Jack Lakeside	May 12 - Oct. 3 oTENTiks May 12 - Oct. 3														74
Johnston Canyon	May 26 - Sep. 26														132
Castle Mountain	To be determined														43

Campground closed for construction.
Visit parkscanada.gc.ca/banffcamping for the latest information and opening dates.

Castle Mountain Campground



43 sites



This campground is small and intimate and offers rustic, no-service camping in a beautiful wooded area along the Bow Valley Parkway (Hwy 1A). Just 32 km from the town of Banff, the campground is suitable for tents or small RVs up to 24 feet (7.3 metres), and is close to nearby attractions, such as Silverton Falls and Johnston Canyon. Sites are available on a first-come, first-served basis only. Self-register as you enter Castle Mountain Campground. Pay by leaving your credit card information or bring exact cash.

- Kiosk
- Self Registration
- Notice Board
- Tents
- RVs
- Trailers
- Parking
- Toilet
- Showers
- Cooking Shelter
- Drinking Water
- Dish Washing Station
- Food Locker
- Recycling/Waste Disposal
- Firewood
- Trailer Dumping
- Accessible
- Theatre
- Accommodation
- Snack Bar
- Roam Public Transit
- No RVs
- Trail



Human food kills wildlife.

132 sites



reservation.pc.gc.ca

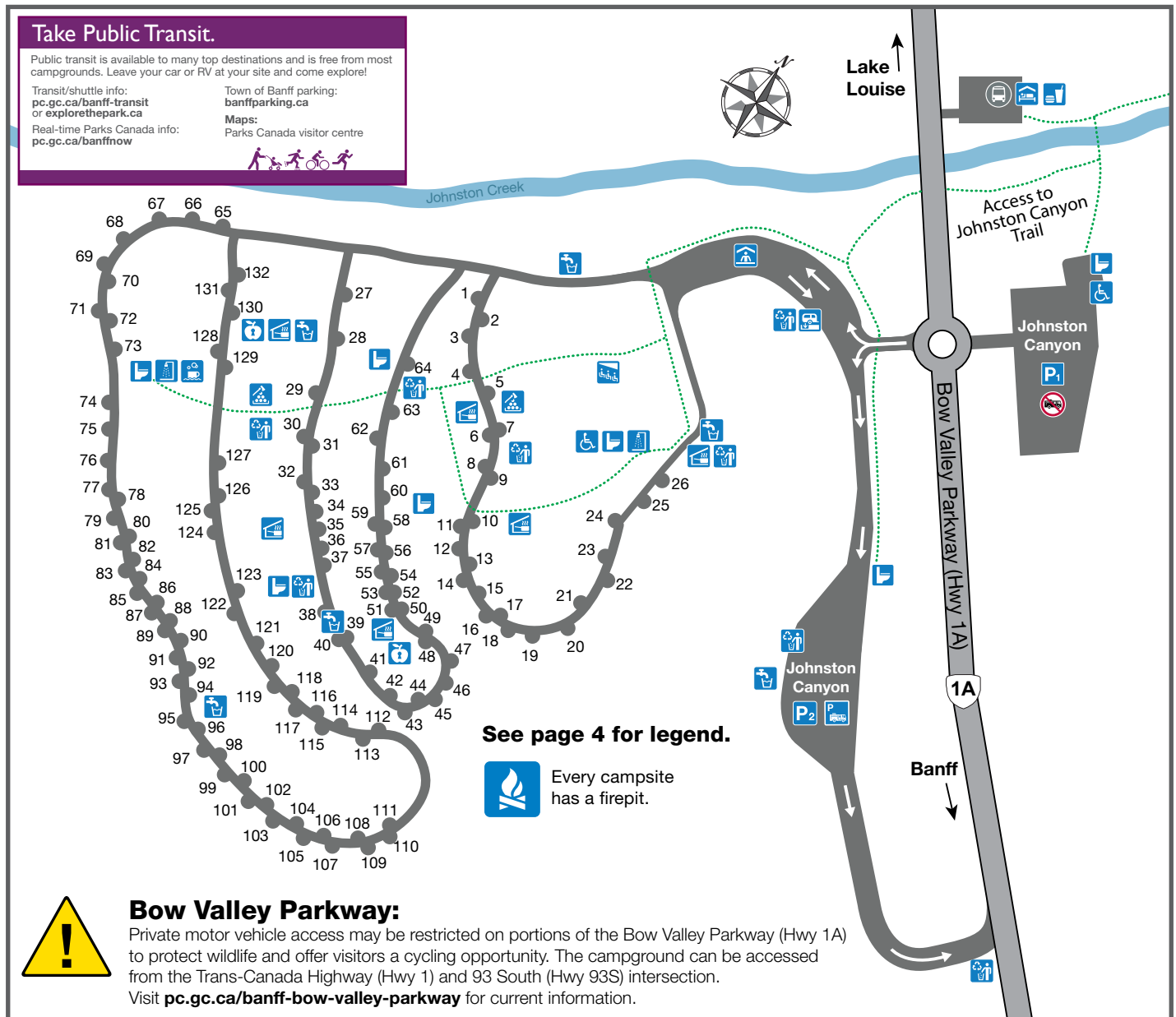
This campground is a good option for a more rustic and authentic camping experience. Sites are available for tents and small RVs up to 27 feet (8.2 metres). Its central location, along the Bow Valley Parkway (Hwy 1A) only 25 km from the town of Banff, provides access to a number of unique attractions, including Johnston Canyon and the Ink Pots. Roam Public Transit is available to the town of Banff during summer.

Evening Theatre Programs

Join park interpreters as they share stories and interesting facts about Banff National Park's natural and cultural heritage. All programs are for adults and kids alike! These programs are included in your national park entry fee.

Where: **Bear's Den Theatre** at Johnston Canyon Campground (indoor theatre)

Visit the campground kiosk or parksCanada.gc.ca/banff-interpretation for more information. Please consult page 2 for safety information during COVID-19.



Do not litter.

Two Jack Lakeside Campground

Located 15 minutes from the town of Banff and close to Lake Minnewanka, this rustic, no-service campground is beautifully situated on the shores of Two Jack Lake. It is perfect for tents or small RVs up to 27 feet (8.2 metres) and offers lakefront sites, 10 oTENTik sites, mountain views and access to the lake for non-motorized boating.

74 sites



reservation.pc.gc.ca

Every campsite has a firepit.

Take Public Transit.
Public transit is available to many top destinations and is free from most campgrounds. Leave your car or RV at your site and come explore!
Transit/shuttle info:
pc.gc.ca/banff-transit
or explorethepark.ca
Real-time Parks Canada info:
pc.gc.ca/banffnow
Town of Banff parking:
banffparking.ca
Maps:
Parks Canada visitor centre

Looking for a scenic lake experience?
Two Jack Lake Day-use Area
Take Roam Public Transit route 6 on Lake Minnewanka Road to the Two Jack Lake Day-use Area.
Enjoy spectacular views from the edge of Two Jack Lake. On sunny days, dip your toes into the fresh mountain waters, and enjoy the views from the small peninsula at this popular spot.
Visit a Parks Canada visitor centre or parksCanada.gc.ca/banff for more ideas on what to do in Banff National Park.

See page 7 for legend.



J. Kearney

Do not leave food unattended.

Two Jack Main Campground

380 sites



reservation.pc.gc.ca

This campground offers a more secluded and authentic camping experience. Located just minutes from Lake Minnewanka and nearby attractions, and 15 minutes from the town of Banff, this rustic, no-service campground has scenic sites available for tents or RVs up to 24 feet (7.3 metres), as well as Equipped Campsites.

Discover a nearby canyon

Stewart Canyon

3 km round trip; minimal elevation gain; 1 hour round trip

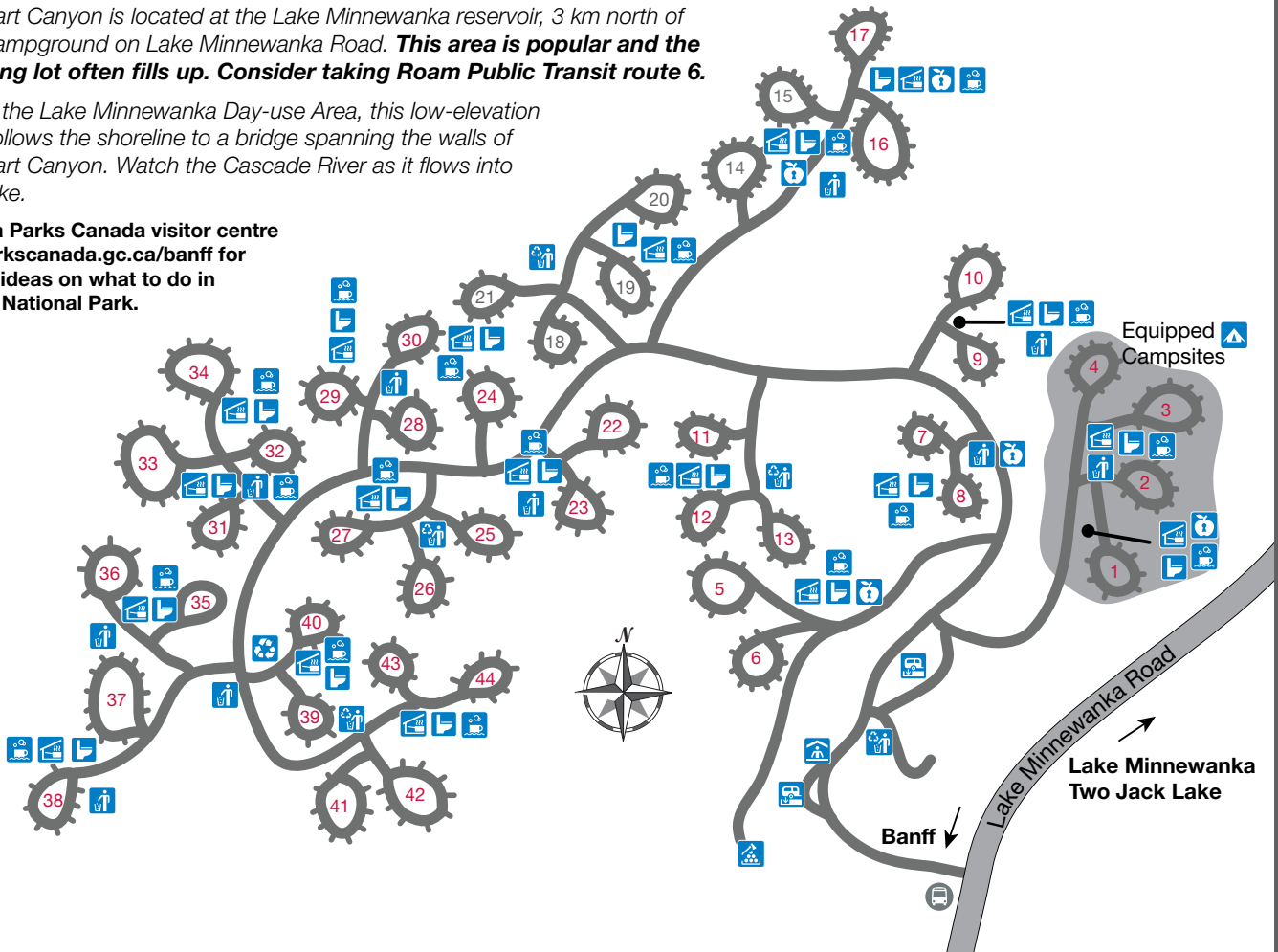
Stewart Canyon is located at the Lake Minnewanka reservoir, 3 km north of the campground on Lake Minnewanka Road. **This area is popular and the parking lot often fills up. Consider taking Roam Public Transit route 6.**

From the Lake Minnewanka Day-use Area, this low-elevation trail follows the shoreline to a bridge spanning the walls of Stewart Canyon. Watch the Cascade River as it flows into the lake.

Visit a Parks Canada visitor centre or parksCanada.gc.ca/banff for more ideas on what to do in Banff National Park.



Campground loops with red numbers have firepits.



Take Public Transit.

Public transit is available to many top destinations and is free from most campgrounds. Leave your car or RV at your site and come explore!

Transit/shuttle info:
pc.gc.ca/banff-transit
or explorethepark.ca

Real-time Parks Canada info:
pc.gc.ca/banffnow

Town of Banff parking:
banffparking.ca

Maps:
Parks Canada visitor centre 



Put garbage in its proper place.

Tunnel Mountain Village II Campground

Located just minutes from the town of Banff, this campground is perfect for people wanting power without full hook-ups, and/or needing space for larger units. Some sites can accommodate RVs that are 40+ feet (12+ metres). It is close to local attractions, offers three-season camping in 21 oTENTiks and year-round camping for tents and RVs. From the campground, enjoy mountain views, a year-round bus service to town and access to hiking and biking trails.

209 sites



reservation.pc.gc.ca

Evening Theatre Programs

Join park interpreters as they share stories and interesting facts about Banff National Park's natural and cultural heritage. All programs are for adults and kids alike! These programs are included in your national park entry fee.

Where: **Wolf's Den Theatre** at Tunnel Mountain Village II Campground (indoor theatre)
 Visit the campground kiosk or parksCanada.gc.ca/banff-interpretation for more information. Please consult page 2 for safety information during COVID-19.

Take Public Transit.

Public transit is available to many top destinations and is free from most campgrounds. Leave your car or RV at your site and come explore!

Transit/shuttle info:
pc.gc.ca/banff-transit
 or explorethepark.ca

Real-time Parks Canada info:
pc.gc.ca/banffnow

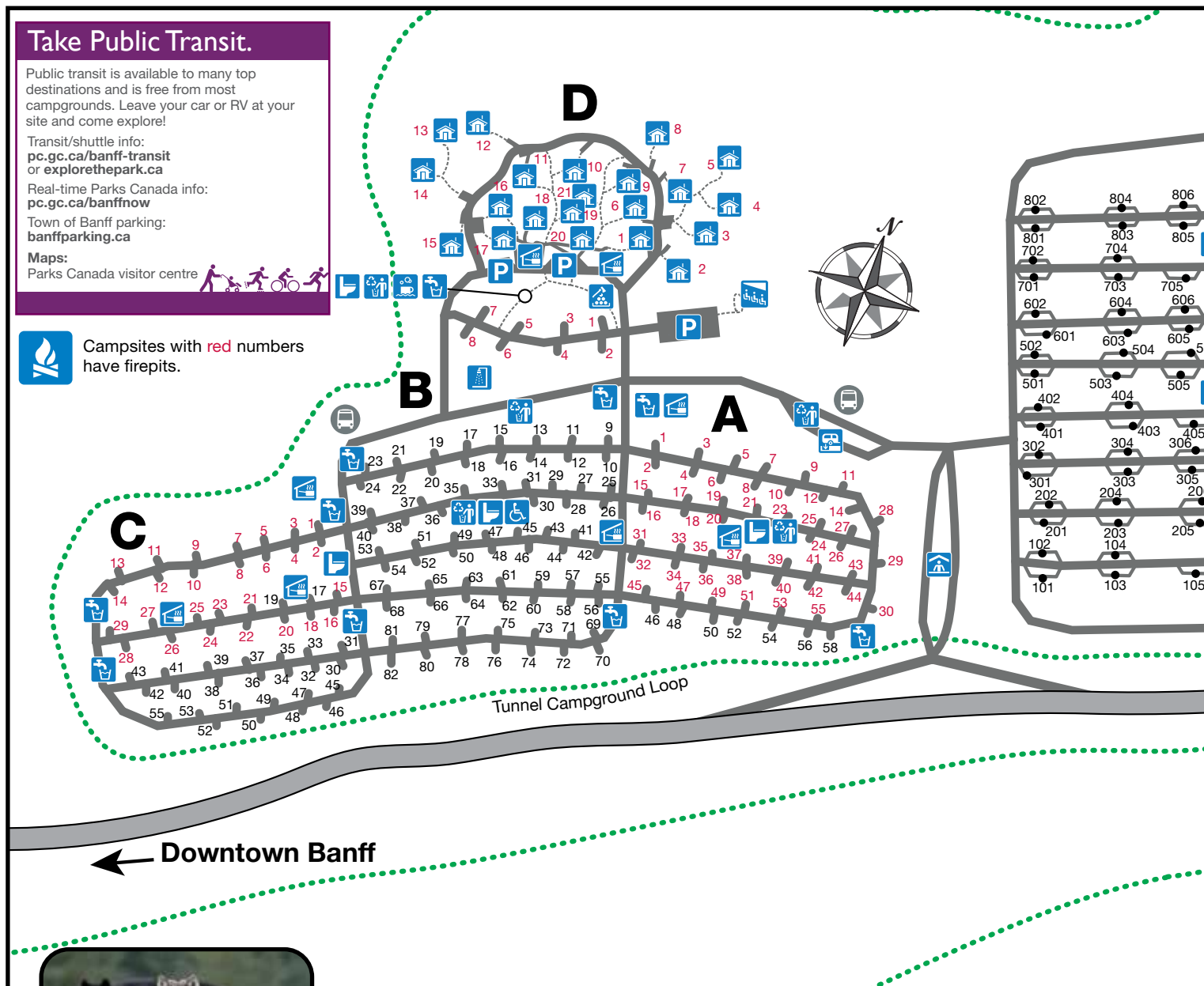
Town of Banff parking:
banffparking.ca

Maps:

Parks Canada visitor centre



Campsites with red numbers have firepits.



Give us space.

Tunnel Mountain Trailer Court **Campground**

322 sites



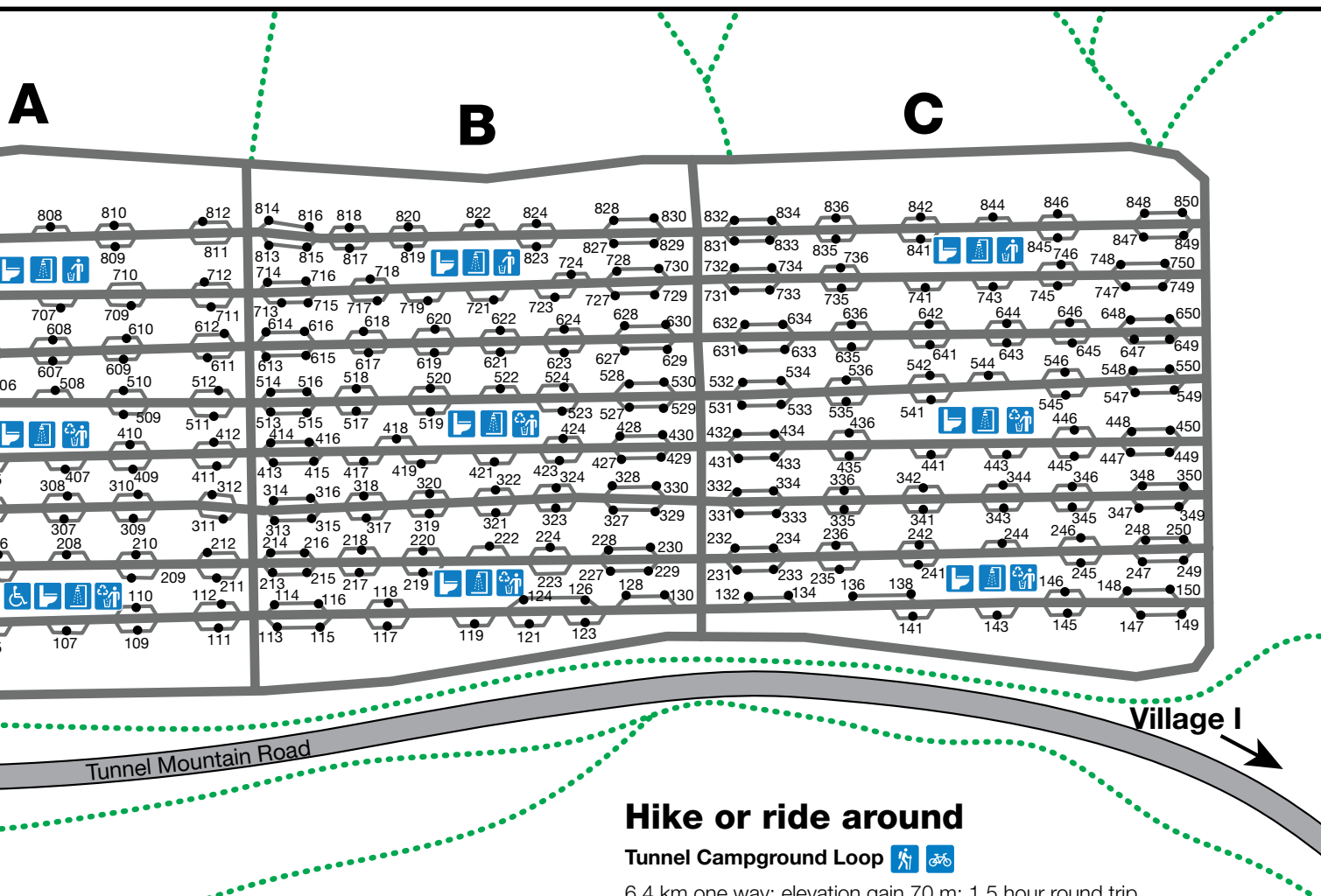
reservation.pc.gc.ca

This campground, located within close proximity to the town of Banff, is for trailers and larger units. Some sites can accommodate RVs that are 50+ feet (15+ metres). The sites have full three-way hook-ups and are either single or shared sites. Enjoy mountain views, access to biking and hiking trails and a bus service to town.

- | | | |
|----------|--------------------------|--------------------------|
| Kiosk | Showers | Trailer Dumping |
| Tents | Cooking Shelter | Parking |
| RVs | Dish Washing Station | Theatre |
| Trailers | Recycling/Waste Disposal | Accessible |
| oTENTik | Drinking Water | Roam Public Transit Stop |
| Toilet | Firewood | Trail |

Looking for something fun to do during the evenings?

Come to an evening theatre program at the **Wolf's Den Theatre** in Tunnel Mountain Village II Campground. See page 8 for details.



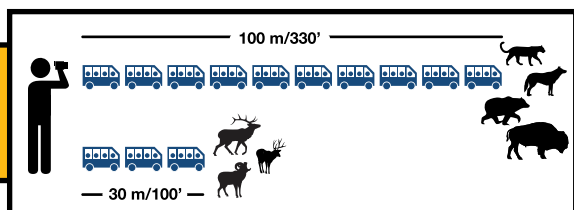
Hike or ride around

Tunnel Campground Loop

6.4 km one way; elevation gain 70 m; 1.5 hour round trip

This is the perfect place for an easy stroll. This lightly forested trail can be joined at a number of points from within the campground. Look on the map above to find the closest entry point from your campsite.

Visit a Parks Canada visitor centre or parksCanada.gc.ca/banff for more ideas on what to do in Banff National Park.



Do not approach wildlife.

Tunnel Mountain Village I Campground

Located within close proximity to the town of Banff, this campground offers a more traditional camping experience with mountain views, firepits for cooking, and access to hiking and biking trails. This campground has options to suit many camping preferences and has a limited number of large campsites.

618 sites



reservation.pc.gc.ca

Evening Theatre Program

Where: **Raven's Nest Theatre** at Tunnel Mountain Village I Campground (outdoor theatre)
 Visit the campground kiosk or parksCanada.gc.ca/banff-interpretation for more information. Please consult page 2 for safety information during COVID-19.

Take Public Transit.

Public transit is available to many top destinations and is free from most campgrounds. Leave your car or RV at your site and come explore!

Transit/shuttle info:
pc.gc.ca/banff-transit
 or explorethepark.ca

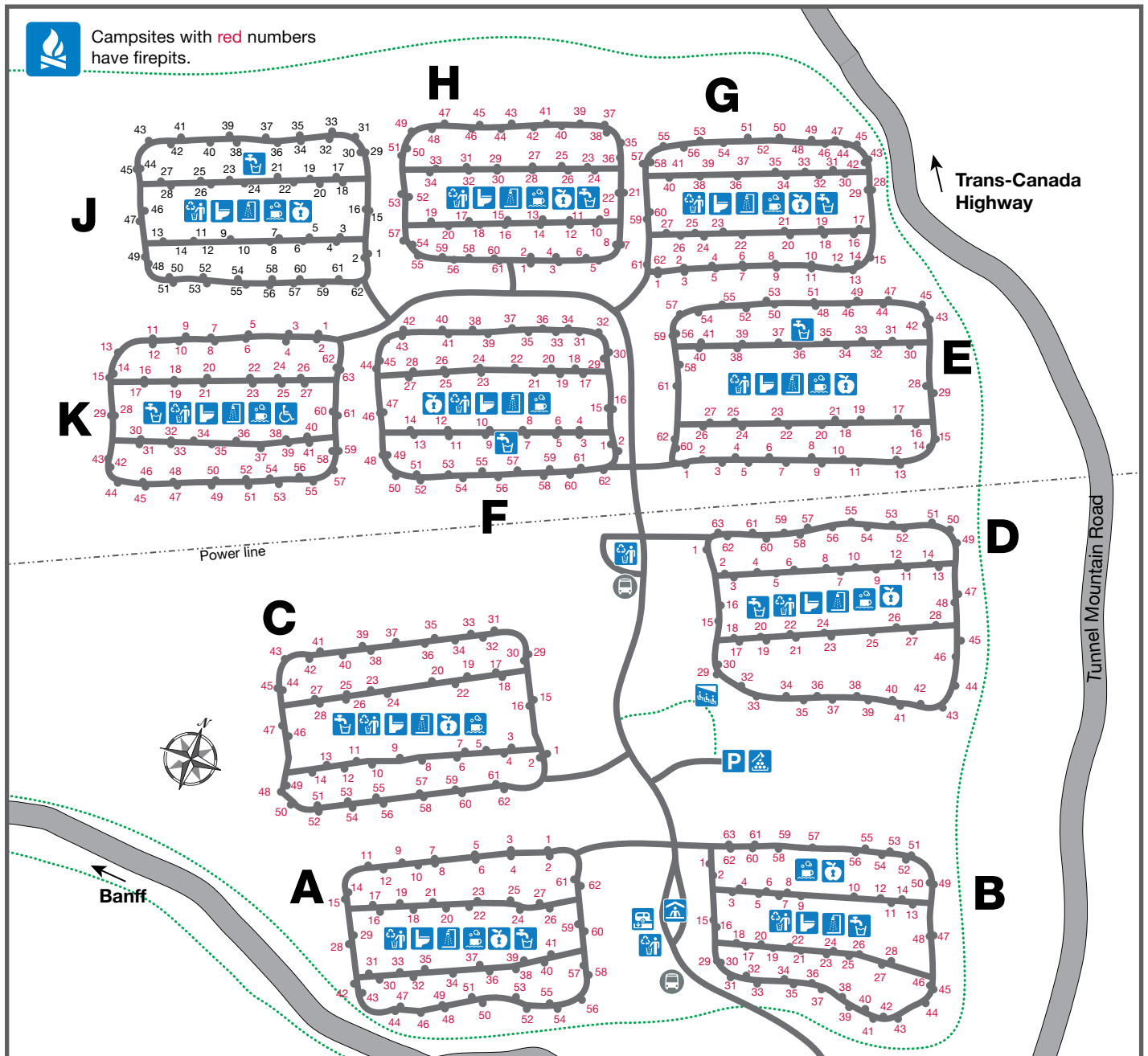
Real-time Parks Canada info:
pc.gc.ca/banffnow

Town of Banff parking:
banffparking.ca

Maps:

Parks Canada visitor centre

- Kiosk
- Trailers
- Food Locker
- Firewood
- Theatre
- Tents
- Toilet
- Dish Washing Station
- Trailer Dumping
- Accessible
- RVs
- Showers
- Recycling/Waste Disposal
- Parking
- Drinking Water
- Trail
- Roam Public Transit Stop





Wildlife Need Your Help

#WildlifeRules in Banff National Park

Banff National Park is a gateway to nature, adventure and discovery. The chance to observe wildlife as they go about their natural lives is a fascinating experience that draws millions of visitors to the park each year. Along with this opportunity, however, comes the responsibility to treat wildlife with the respect they deserve. Follow these #WildlifeRules to protect wildlife and keep Banff National Park a special place. Learn more at parksCanada.gc.ca/WildlifeRules and throughout this guide.



Wildlife Rule #1: Help keep animals away from human food.

Human food kills wildlife.



Wildlife quickly find any food, scented items or garbage that is left unattended. Eating these unnatural foods teaches wildlife to approach people for an easy meal.



Once wildlife develop a taste for human food, they often become aggressive in their search for more. This places you and others in danger as they search for food or garbage that is not properly stored.

Wildlife that eat human food or garbage become aggressive with people. This puts both people and wildlife at risk of being hurt or killed.

Properly store all food and scented items.

A clean campsite or picnic area does not have anything that will attract wildlife (food, garbage, food-related or scented items). Never leave these items unattended:

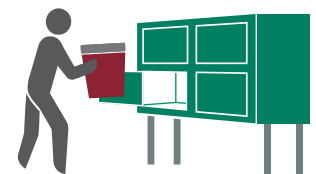
- Coolers – full or empty
- Food – wrapped, unwrapped or in containers
- Garbage/wrappers
- Dishes/pots/cutlery – clean or dirty
- Beverage containers – full or empty
- Pet food/bowls – full or empty
- Bottles/cans – open or unopened
- Scented products – such as shampoo, toothpaste, candles, citronella, dish soap, sunscreen, lip balm, dish towels
- Barbecues, stoves – clean or dirty
- Any other items used for food preparation or that have a smell or scent



ALL food-related and scented items MUST be stored away in a vehicle,



a hard-sided trailer or RV,



or in a campground food storage locker.

Never leave food or scented items unattended or in a tent for even a minute.

Always keep your campsite and picnic area clean.

When you are done cooking or eating at your picnic table, all food, food-related and scented items **MUST** be stored:

- In a hard-sided vehicle, trailer or motor home, **NOT** in tents or tent trailers
- In campground food storage lockers

Non-food items such as lawn chairs, tables or lanterns may be left outside. Items such as coolers, cook stoves, dish towels and toothpaste must be properly stored.

Dump dish water down outdoor sinks or at the sani-dump in campgrounds.

Parks Canada staff may enter open and plainly visible areas of an unattended campsite to remove and secure plainly visible wildlife attractants. Keep your campsite clean to reduce the risks to your personal safety and to wildlife.



All food, food-related and scented items **MUST** be stored away.



Cooler, stove and dishes (dirty or clean) **MUST** be stored away.



Non-scented items may be left outside.

Wildlife Rule #2: Put garbage in the wildlife-proof garbage bins.

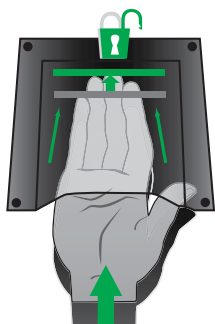


Wildlife may eat garbage and begin to seek out other sources of human food. Ensure all garbage and recycling are disposed in wildlife-proof bins immediately.

- If you see garbage or recycling left outside in the town of Banff, contact Bylaw Services at 403-762-1218 (8 a.m. to 6 p.m. seven days a week).
- After hours, call Banff Dispatch at 403-762-1470.



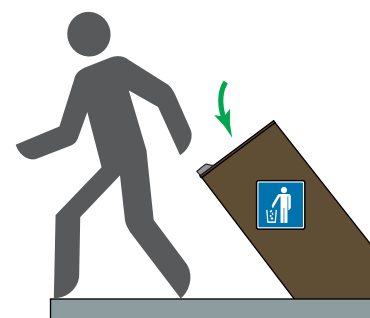
How to use the wildlife-proof garbage bins.



Place your hand inside the handle and push it to the very back to release the latch.



Raise your arm to open the lid.
Dispose of garbage.



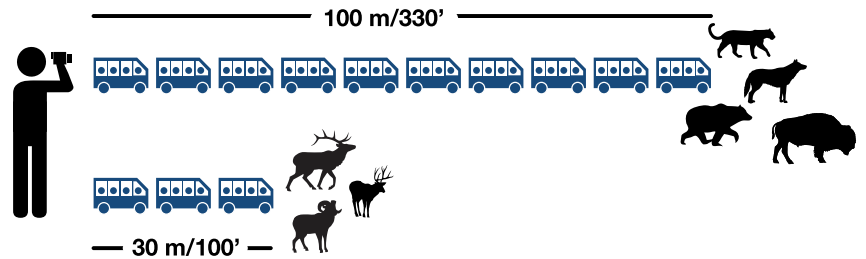
Lower the lid.
Ensure the lid is **closed tight** before leaving.



Wildlife Rule #3: Give wildlife the space they need.



For photos, do not surround, crowd or follow an animal. Use zoom or show the animal in its natural surroundings and crop the image later.



Photograph wildlife from a vehicle or safe distance:

- 30 metres for deer, elk, moose and bighorn sheep
- 100 metres for cougars, bears, coyotes and wolves



Do not startle wildlife. If you make them move, you are too close. Give them space.

Dogs stress wildlife.

Dogs cause stress for wildlife as they may be seen as a threat. Off-leash dogs can trigger aggressive behaviour from wildlife such as grizzly bears and elk. To prevent unsafe situations, it is your responsibility to:



Ensure your dog is on a leash and under physical control at all times.



Pick up and dispose of your pet's waste in a wildlife-proof garbage bin.



Do not leave pet food out. Store food dishes – empty or full. Never leave food dishes out at night.

Dogs are not allowed on some trails:
parksCanada.gc.ca/banfftrails

Consider leaving your dog at home if you plan to camp, hike or go into the backcountry.



Wildlife Rule #4: Slow down. Obey speed limits.

If you see wildlife by the road, **slow down**, stay in your vehicle and move on. If you choose to stop:

- Be aware of the traffic around you.
- Pull over where safe to do so.
- Turn on hazard lights.
- **Stay in your vehicle.**
- Watch for a few moments, take a quick photo, and then move on.
- If a traffic jam develops, move on. It is unsafe for people and wildlife.

Keeping Your Children Safe.

Bears, cougars, wolves and coyotes may be curious about children and can attack them:

- Keep children in immediate sight and within close reach at all times.
- Children should avoid playing in or near areas with tall grass or dense bushes.
- Never allow children to pet, feed or pose with wildlife.

General

In addition to keeping a clean campsite, a number of regulations are in effect to ensure campers have a safe and enjoyable experience.

Campgrounds and campsite sizes have been designed to reduce our impact on the ecosystem. Exceeding the maximum occupancy of a campsite places stress on campgrounds and the natural environment.

- A maximum of six people (including children) are permitted on each site.
- **Check out or re-register by** 11 a.m.
- **Maximum stay** – 14 nights
- Camping is only permitted in a designated campground and site.
- Vehicles and tents must be within your designated site and on the gravel pad, not on vegetation.
- Do not tie anything to the trees (this includes tarps). Tarps should be secured using poles.

Respect Your Neighbours

People love to camp because of the opportunity it provides to escape the noise of the city and enter the peace and quiet of nature. Even quiet conversations can carry through a forested area. Excessive noise is not permitted at any time. Any disturbance should be reported immediately to campground staff.

Quiet Hours – In effect from 11 p.m. to 7 a.m. daily. During quiet hours, music, campfires, alcohol and cannabis are prohibited.

Alcohol and Cannabis – Open alcohol and cannabis are not permitted between 11 p.m. and 7 a.m. daily. **During summer long weekends, a complete ban on the possession of alcohol and cannabis is in effect at all campgrounds.** See page 15.

Generator Use – Only permitted between the hours of 9 a.m. – 10:30 a.m. and 5 p.m. – 7 p.m. daily.

Visitors – Only site occupants are permitted on a campsite after 11 p.m.

Campfires

Having a campfire is one of the most enjoyable things to do when camping. In order to keep your campfire safe for you and for the environment, adhere to the following regulations:

Permit – Each registered party wanting to have a campfire must purchase a fire permit. Permits are available when reserving your site, at the campground or at self-registration kiosks.

Fire Size – Fires must be contained within the metal fire ring provided. It is illegal to have a fire outside of a designated ring. Rock rings are prohibited but portable gas burning firepits are allowed. To reduce the negative impact of campfires on the environment, keep your fires to a reasonable size—stack the firewood no higher than the top of the ring.

Wood – Only burn wood obtained from the campground woodlot. Take what you need, leave what you don't burn. **Do not burn food or garbage** or collect deadfall from the surrounding forest for burning. Use an axe to make your own kindling from the firewood provided.

Times – Campfires are permitted from 7 a.m. to 11 p.m. daily. Fires must be attended at all times, and completely extinguished before leaving the area. Refer to the *Alcohol, Cannabis and Fire Bans* section on page 15 for more information.

Visit pc.gc.ca/banff-fire for wildfire and fire ban information.

Fishing

A national park fishing permit is required. Permits are available at Parks Canada visitor centres, the Lake Minnewanka boat dock or various retail outlets in the area. Pick up a copy of the *Fishing Regulations Summary* or visit pc.gc.ca/banff-fishing to learn about special rules related to fishing in a national park.

Failure to Comply

Parks Canada staff are here to help and may enter your site to remind you of these regulations. Campers who fail to comply with keeping a clean site and other regulations may have their camping permit revoked without a refund. Campers may be charged under the *Canada National Parks Act* and *National Parks Campground Regulations*, be required to appear in court, and could pay fines up to \$25 000. The permit holder is responsible for ensuring their campsite is maintained in a satisfactory condition.



Slow down, my cubs live here.

You can ensure you are a good neighbour and guarantee a good camping experience for all, by respecting and adhering to the following guidelines:

Washing Dishes – Use outdoor sinks or a personal basin for washing dishes. Do not use the sinks inside the bathrooms. Dump dish water down outdoor sinks or at the sani-dump in campgrounds. Leave sinks in a better state than you found them. Do not dump in bushes or on the ground.

Washing Laundry – Please use your own tub and dump water down the outdoor sink or sani-dump. Do not use the sinks inside the bathrooms. Laundry facilities are available in the town of Banff.

Recycling – Bottles and cans (refundable containers) can be recycled in each campground.

Children – To ensure the safety of your children, please supervise them at all times. Children may become lost in the campground or may unknowingly trespass on a neighbouring campsite.

Driving – Respect the posted speed limits and remain alert while driving in the campground. Trees may obstruct your view and pedestrians, especially children, may suddenly dart out onto the road. Watch for stumps close to the road and campsites that might be hidden in the grass.

Accessing Facilities – Please use roadways and pathways to access campground facilities (picnic shelters, bathrooms, etc.) and your own campsite. Cutting through a neighbouring campsite will disturb other campers and may cause damage to the fragile vegetation.

Alcohol, Cannabis and Fire Bans

From May to September, a number of policies are in place to ensure visitors get a good night's sleep. An alcohol and cannabis consumption ban and a fire ban are in effect daily at campgrounds during quiet hours from 11 p.m. to 7 a.m. During summer long weekends, a complete ban on the possession of alcohol and cannabis is in effect at all campgrounds.

Please note: there is a difference between a ban on the consumption of alcohol/cannabis and a ban on possession.

Ban on consumption: alcohol and cannabis are permitted at registered campsites but may not be open or consumed during quiet hours.

Ban on possession: alcohol and cannabis are not permitted at any time.



Park Wardens

Park wardens are the primary peace officers in national park campgrounds. They are responsible for protecting Banff National Park and ensuring you have a safe and enjoyable experience. Campers are legally required to comply with requests by park wardens. Your cooperation is appreciated.



Obey speed limits.

Respect Your Neighbours and Wildlife



Quiet hours
11 p.m. – 7 a.m.



Generator use
9 a.m. – 10:30 a.m. and 5 p.m. – 7 p.m.



No campfires
11 p.m. – 7 a.m.



**No alcohol and no
cannabis consumption***
11 p.m. – 7 a.m.

* During summer long weekends, a complete ban on the possession of alcohol and cannabis is in effect at all campgrounds. See page 15.



Do not litter. Keep a clean campsite at all times.



Do not feed any wildlife.



Do not approach wildlife. Give them space.



Pets must be on a leash and under physical control at all times.

**Violators will be charged, be required to appear in court,
and could pay fines up to \$25 000.**

Parks Canada visitor centres in the Banff area

Banff Visitor Centre: 224 Banff Avenue
May 15 - Sep 30 / 8 a.m. – 8 p.m. / 7 days a week
Oct 1 to May 14 / 9 a.m. – 5 p.m. / 7 days a week
Closed December 25

403-762-1550 / parksCanada.gc.ca/banff

Hours are subject to change.

Visit pc.gc.ca/banff-hours for current hours.

Banff Visitor Centre – Train Station:
327 Railway Avenue
Open-year round / 9 a.m. – 5 p.m. / 7 days a week
Closed December 25

Report all bear, cougar, wolf and coyote sightings to Parks Canada staff immediately or call the 24-hour Banff Dispatch Service at **403-762-1470**.

To report campground noise after-hours complaints or other *Canada National Parks Act* offences, call **1-888-WARDENS (1-888-927-3367)**, toll free 24 hours a day, 7 days a week.

In case of **EMERGENCY**, call **911** or satellite phone: 403-762-4506. Cell phones are not reliable throughout the national park.